

CONTENTS 目錄

▼
頁次

Financial Highlights

財務摘要

2

Corporate Information

企業資

FINANCIAL HIGHLIGHTS 財務摘要

		2012 HK\$'m 百萬港元	2011 百萬港元	Changes 變動 百分比
Profit for the year Attributable to Owners of the Company	本公司擁有人應佔年內溢利	104	376	(72%)
Total Assets	資產總值	10,108	9,681	4%
Equity Attributable to Owners of the Company	本公司擁有人應佔股本	7,255	7,293	(0.5%)
Bank Balances and Cash	銀行結餘及現金	748	1,346	(44%)

Key Performance and Liquidity Indicators:	主要營運表現及財務狀況指標:	HK\$ 港元	港 元	Changes 變動 百分比
Basic Earnings Per Share	每股基本盈利	0.045	0.165	(73%)
Net Assets Per Share	每股資產淨值(附註 1)	3.15	3.16	(0.3%)
P/E Ratio	市盈率(附註 1)	35.6x	9.9x	260%
Return on Capital Employed	股本回報率(附註 2)	1.4%	5.2%	(73%)
Return on Total Assets	總資產回報率(附註 3)	1.0%	3.9%	(74%)
Gearing Ratio	借貸比率(附註 4)	19.4%	12.6%	54%
Adjusted Gearing Ratio	經調整借貸比率(附註 5)	9%	N/A 不適用	N/A 不適用
Current Ratio	流動比率(附註 6)	1.8x	3.0x	(40%)
Interest Coverage	利息償付比率(附註 7)	4.3x	23.6x	(82%)

- 附註：
- Based on 2,304,849,611 shares issued and fully paid as at 31 December, 2012 (2011: 2,304,849,611 shares) and the market closing price of HK\$1.6 (2011: HK\$1.63) per share.
 - Calculated as profit for the year attributable to owners of the Company over equity attributable to owners of the Company.
 - Calculated as profit for the year attributable to owners of the Company over total assets.
 - Calculated as total borrowings over equity attributable to owners of the Company.
 - Calculated as net borrowings over equity attributable to owners of the Company.
 - Calculated as current assets over current liabilities.
 - Calculated as profit before finance costs and taxation over finance costs.

附註：

- 基於2012年12月31日已發行及已繳足股份2,304,849,611股(2011年:2,304,849,611股)及收市價每股1.6港元(2011年:1.63港元)計算所得。
- 以本公司擁有人應佔年內溢利除以本公司擁有人應佔股本計算所得。
- 以本公司擁有人應佔年內溢利除以資產總值計算所得。
- 以借貸總額除以本公司擁有人應佔股本計算所得。
- 以借貸淨額除以本公司擁有人應佔股本計算所得。
- 以流動資產除以流動負債計算所得。
- 以扣除財務費用及稅項前溢利除以財務費用計算所得。

CORPORATE INFORMATION 企業資料

Board of Directors

The board of directors (the "Board") of Silver Grant International Industries Limited (the "Company") as at the date of this report are set out below:

Executive directors

Gao Jian Min 高建民
Liu Tianni 劉天倪
Gu Jianguo 顧建國

Non-executive directors

Chen Xiaozhou 陳孝周
Hui Xiao Bing 惠小兵
Chen Qiming 陳啓明

Independent non-executive directors

Kang Dian 康典
Zhang Lu 張璐
Hung Muk Ming 洪木明

Audit Committee

Hung Muk Ming 洪木明
Kang Dian 康典
Zhang Lu 張璐

Remuneration Committee

Zhang Lu 張璐
Kang Dian 康典

Nomination Committee

Chen Xiaozhou 陳孝周
Zhang Lu 張璐
Hung Muk Ming 洪木明

Company Secretary

Chow Kwok Wai 周國偉

董事會

於本報告日的銀建國際實業有限公司(「本公司」)董事會(「董事會」)呈列如下：

執行董事

高建民(董事總經理)
劉天倪(副董事總經理)
顧建國

非執行董事

陳孝周(主席)
惠小兵(副主席)
陳啓明(副主席)

獨立非執行董事

康典
張璐
洪木明

審核委員會

洪木明(委員會主席)
康典
張璐

薪酬委員會

張璐(委員會主席)
康典

提名委員會

陳孝周(委員會主席)
張璐
洪木明

公司秘書

周國偉

CORPORATE INFORMATION 企業資料

Company Lawyer

Tung & Co. Solicitors

Auditor

Deloitte Touche Tohmatsu



Principal Bankers

Bank of China (Hong Kong) Limited
The Hongkong and Shanghai Banking Corporation Limited
China CITIC Bank International Limited

Share Registrar and Transfer Office

Tricor Secretaries Limited
26th Floor, Tesbury Centre,
28 Queen's Road East,
Wanchai, Hong Kong
(Tel: 29801888 Fax: 28610285)

Registered Office

Suite 4901, 49th Floor, Office Tower,
Convention Plaza, 1 Harbour Road,
Wanchai, Hong Kong
(Tel: 28770030 Fax: 28029506)

Company Website

<http://www.silvergrant.com.hk>

Stock Code

171

公司律師

佟達釗律師行

核數師

德勤•關黃陳方會計師行
執業會計師

主要往來銀行

中國銀行(香港)有限公司
香港上海滙豐銀行有限公司
中信銀行(國際)有限公司

股份登記及過戶處

卓佳秘書商務有限公司
香港灣仔
皇后大道東28號
金鐘匯中心26樓
(電話：29801888 傳真：28610285)

註冊辦事處

香港灣仔港灣道1號
會展廣場辦公大樓
49樓4901室
(電話：28770030 傳真：28029506)

公司網址

<http://www.silvergrant.com.hk>

股份代號

171

MANAGING DIRECTOR'S STATEMENTS 董事總經理報告

Review of Results

Profit for the year attributable to Owners of the Company decreased by HK\$271.8 million to HK\$103.8 million (2011: HK\$375.6 million), representing a decrement of approximately 72%. Basic earnings per share also decreased proportionately by approximately 73% to HK\$0.045 (2011: HK\$0.165).

In light of the fact that the new core businesses of the Group are still in their construction and expansion stages, there is hardly any material recurring income contribution for the time being. To mitigate the effect of lack of recurring profit contribution, the Board have spent great effort to dispose certain financial investments so as to secure profit for 2012 and to realize cash for future investments. However, the disposal prices of those financial investments are far below the expected disposal prices of the Board. Inevitably, the Group recorded a significant drop in profit.

The decrease in profit for the year attributable to Owners of the Company was mainly caused by the following two principal factors:

The first one is related to a significant drop in profit contribution of associated companies and jointly controlled entities. A principal jointly controlled entity of the Group named Tai Zhou United East Petrochemical Company Limited ("TZ United East") was deemed to be disposed and became a subsidiary in the third quarter of 2011 and ceased to contribute profit to the Group as a jointly controlled entity. Profit contribution from TZ United East in 2011 was approximately HK\$78.4 million. As a result, share of results of jointly controlled entities dropped significantly. A principal associated company of the Group named Yang Quan Coal Industry (Group) Tiantai Investment Limited ("Yangquan Tiantai") was operating at a loss during the year. Due to the fact that all the 12 coal mines of Yangquan Tiantai were still undergoing redevelopment during the year, no material sale of coals was recognized and thus there is hardly any significant revenue recorded. At the same time, Yangquan Tiantai has to incur interest expense, administrative and overhead expenditures. Therefore, Yangquan Tiantai recorded a significant loss for the year and the Group's share of such loss was approximately HK\$79.3 million.

業績回顧

本公司擁有人應佔年內溢利減少271,800,000港元至103,800,000港元(2011年:375,600,000港元),減幅約為72%。每股基本盈利亦以相同的約73%比例減少至0.045港元(2011年:0.165港元)。

由於本集團新的主營業務仍然處於建設及擴充階段,故目前難以提供顯著的經常性收入貢獻。為應對缺乏經常性盈利貢獻的影響,董事會已盡最大努力出售若干財務投資,以祈鎖定2012年度溢利並且套現現金作為未來投資所用。然而,該等財務投資之出售價格卻遠低於董事會預計的目標出售價格。本集團之溢利因而無可避免地錄得顯著的下跌。

本公司擁有人應佔年內溢利下跌,主要是下述兩大主要原因所導致:

首先,與聯營公司及共同控制公司的溢利貢獻大幅減少有關。於2011年第三季度,本集團一間名為泰州東聯化工有限公司(「泰州東聯化工」)的主要共同控制公司被視作出售並成為附屬公司並停止以共同控制公司名義為本集團貢獻溢利。2011年來自泰州東聯化工的溢利貢獻約為78,400,000港元。故此,攤佔共同控制公司業績顯著下跌。本集團一間名為陽泉煤業集團天泰投資有限公司(「陽泉天泰」)的主要聯營公司年內經營錄得虧損。由於陽泉天泰的全部12座煤礦於年內仍然處於技改重建的階段,因而並無確認重大的煤炭銷售收入,同時亦無錄得任何重大的銷售收入。與此同時,陽泉天泰則需支付利息支出、行政及經常性開支等支出。因此,陽泉天泰年內錄得重大虧損,本集團需攤佔有關虧損約79,300,000港元。

MANAGING DIRECTOR'S STATEMENTS 董事總經理報告

Review of Results

The other one is that the Group recognised significant unrealized loss in respect of the fair value changes of certain financial investments. The Group invested in different types of financial investments which are carried at fair values. The Group recognized a net fair value gain of approximately HK\$1.8 million from all those financial investments in 2011 while there is a net fair value loss of approximately HK\$160.5 million in 2012. The fair value loss in 2012 was mainly attributable to the significant decrease in the fair value of the shares in Winsway Coking Coal Holdings Limited ("Winsway Coking Coal") amounting to approximately HK\$133.6 million. The Group also recognized a fair value loss of approximately HK\$39.8 million in respect of the exchangeable bond which is exchangeable into share of CGN Mining Company Limited ("CGN Mining") acquired during the year.

Sales of petrochemical products/Cost of sales and services

The increase was mainly due to the time effect of booking the relevant sales and cost of sales of TZ United East. TZ United East was accounted for as a subsidiary commencing from September 2011.

Gain on disposal of subsidiaries

The one-time gain represents the gain recognized upon the disposal of the Group's entire investment in a subsidiary, which owns the Group's associate, CGNPC Huamei Investment Limited ("CGNPC Huamei") during the year.

Other income, gains and losses

The increase was due to the increase in interest income amounting to approximately HK\$62.6 million which, in turn, is mainly attributable to interest earned from the increased loan receivables during the year.

業績回顧(續)

另一原因是本集團確認關於若干財務投資的公允值變動所導致的重大未變現虧損。本集團投資持有若干以公允值列賬、不同種類的財務投資。於2011年度，本集團錄得來自所有該等財務投資的公允值收益淨額約1,800,000港元，然而於2012年度卻錄得公允值虧損淨額約160,500,000港元。2012年度之公允值虧損主要來自永暉焦煤股份有限公司(「永暉焦煤」)股份的公允值大幅下跌約133,600,000港元所致。本集團同時亦確認來自年內購入的、可轉換為中廣核礦業有限公司(「中廣核礦業」)股份的可交換債券的公允值虧損約39,800,000港元。

石油化工產品銷售 銷售及服務成本

增加主要是賬目計入泰州東聯化工的相關銷售及銷售成本的時間長短所致。泰州東聯化工從2011年9月開始以附屬公司方式列賬。

出售附屬公司收益

該一次性的收益乃來自年內出售本集團一間持有本集團之聯營公司、中廣核華美投資有限公司(「中廣核華美」)的附屬公司之全部權益所確認的收益。

其他收入、收益及虧損

增加主要是由於利息收入增加約62,600,000港元所致；其增加主要是年內應收貸款增加所賺取的利息所致。

MANAGING DIRECTOR'S STATEMENTS 董事總經理報告

Review of Results

Administrative expenses

Increase in administrative expenses was mainly due to the inclusion of the administrative expenses of TZ United East for a whole year in 2012 as compared with approximately four months in 2011.

Gain on disposal of available-for-sale investments/ Non-controlling interests

The increase was mainly attributable to gain from the disposal of the entire interest in Shenzhen Zhongqingbao Interaction Network Co., Ltd. ("Zqgame") held under a non-wholly owned subsidiary amounting to approximately HK\$255.0 million. The increase in non-controlling interests was attributable to the share by non-controlling interest of the aforesaid profit.

Finance costs

Increase was mainly due to the increase in average borrowings outstanding during the year.

Business Review & Prospects

Property Investments, Development and Management

Properties Leasing

Gross rental income for the year decreased by 20% to HK\$36.4 million (2011: HK\$45.5 million). The decrease was mainly due to the fact that the Group has vacated and renovated the south residential block of East Gate Plaza for the purpose of selling individual flat unit to retail customers leaving only the north residential block and the commercial area for leasing purpose.

業績回顧(續)

行政費用

行政費用增加主要是由於2012年度計入泰州東聯化工全年的行政費用所致，與2011年度比較則只有約四個月。

出售可供出售投資收益 非控制權益

增加主要是由於一間非全資擁有的附屬公司於年內出售其持有的深圳市中青寶互動網絡股份有限公司(「中青寶」)全部權益而確認約255,000,000港元收益所致。非控制權益增加則是由於非控制權益攤佔前述收益所致。

財務費用

增加主要是年內的貸款的平均借貸結餘增加所致。

業務回顧及展望

物業投資、發展及管理

物業租賃

本年度租金收入毛額減少20%至36,400,000港元(2011年：45,500,000港元)。減少的主要是由於本集團騰空及改造東環廣場之南公寓樓，以配合拆散出售個別單位予零售客戶之目的，留下之北公寓樓及商場部份作出租用用途。

MANAGING DIRECTOR'S STATEMENTS 董事總經理報告

Business Review & Prospects

Property Investments, Development and Management

Properties Leasing

During the year, the Group has concentrated its effort on renovating the East Gate Plaza for better rental value and on the disposal of the flat units of the South apartment blocks to retail customers. A total number of 27 flat units were sold in 2012 at gross consideration of approximately HK\$123.0 million. In addition, sale contract in respect of 11 flat units with a total consideration amounting to approximately HK\$49.0 million were secured in 2012 and pending completion. The Board will endeavor to complete the selling of all the flat units of the South apartment block in 2013.

Property Management

At the end of the reporting period, there were 22 projects (2011: 19 projects) under the management of Beijing Yinda Property Management Limited ("Yinda"). The total floor

MANAGING DIRECTOR'S STATEMENTS 董事總經理報告

Business Review & Prospects

Property Development

Cinda Jianrun

Cinda Jianrun Property Company Limited ("Cinda Jianrun") is a 30% owned associated company of the Group. In light of the depressed property market and the tight regulatory measures enforced, Cinda Jianrun has suspended the negotiations for the property development opportunity located in the Chao Yang District of Beijing in 2011 and waiting for any indication of improvements. Inevitably the Directors aware that the prolonged measure against the property market will be tightened even further and that the property development sector will be adversely affected particularly after the recently promulgation of the new five guidelines. After re-assessment of the situation, Cinda Jianrun has decided to abort the property development project. In this regard, Cinda Jianrun will gradually realized its short and medium term investments and distribute the funds so realized back to its shareholders.

Kema Yinxiang

Kema Yinxiang Industries Limited ("Kema Yinxiang"), a 50% owned jointly controlled entity of the Group, is a construction material supplier specialized in providing all-round bathroom solutions to customers. Its business is the design, manufacture and wholesaling of Italian style bathroom products in its own brand name of 《科馬印象》. The core product is bathroom suite known as the "CubiX" series. CubiX series are pre-made modules of bathroom structures capable of being combined into different stylish and tailored bathrooms.

業務回顧及展望(續)

物業發展

信達建潤

信達建潤地產有限公司(「信達建潤」)為本集團持股30%之聯營公司。鑒於目前低迷的房地產市場及嚴峻的監管措施,信達建潤於2011年已擱置磋商發展位於北京市朝陽區的物業發展項目並等待市場出現向好的信號。然而,董事會注意到長時間施加予房地產市場的監管措施將會進一步加強,同時將嚴重地影響物業開發板塊,尤其是在近期發報新國五條後,經重新衡量當前情況後,信達建潤Y

MANAGING DIRECTOR'S STATEMENTS 董事總經理報告

Business Review & Prospects

Property Development

Kema Yinxiang

For the current year, Kema Yinxiang recorded a gross revenue of approximately HK\$149.5 million (2011: HK\$292.5 million), decreased by approximately 49%, with a net profit of approximately HK\$11.1 million (2011: HK\$29.6 million), decreased by approximately 63%. The tight measures against the residential properties market in the Mainland China have severely affected the business volume and the profitability of Kema Yinxiang. Despite that, the Group's intention to spin-off Kema Yinxiang at appropriate time remains.

Natural Resources Venture

Yangquan Tiantai

Yangquan Tiantai is a 49% owned associate of the Group. The remaining 51% equity of Yangquan Tiantai is held by Yang Quan Coal Industry (Group) Co., Ltd. ("Yangquan Coal"). Yangquan Coal is a company listed on the Shanghai Stock Exchange, whose controlling shareholder is Yang Quan Coal (Group) Corporation, which is one of the five largest coal enterprises in the Shanxi Province, China.

Yangquan Tiantai is recognised by the Steering Office for the Consolidation of Coal Enterprises of the Shanxi Province as a designated entity to undertake the mergers and restructuring of the coal industry in the Shanxi Province, and has been actively and legitimately participated in the consolidation, exploitation, utilisation, investment and construction projects in respect of coal resources.

業務回顧及展望(續)

物業發展(續)

科馬印象(續)

於本年度，科馬印象錄得收入毛額約149,500,000港元(2011年：292,500,000港元)，減幅約49%，淨溢利約11,100,000港元(2011年：29,600,000港元)，減幅約63%。中國內地針對住宅物業市場實施的嚴控措施嚴重影響了科馬印象的業務規模及盈利能力。從然如此，本集團維持在適當時候，把科馬印象分拆上市的計劃。

天然資源項目

陽泉天泰

陽泉天泰為本集團持股49%之聯營公司。其餘51%股本權益由陽泉煤業(集團)股份有限公司(「陽泉煤業」)持有。陽泉煤業為一家於上海證券交易所上市之企業，其控股股東為中國山西省內前五大煤炭企業之一，即陽泉煤業(集團)有限公司。

陽泉天泰為山西省煤礦企業兼併重組整合領導組辦公室認可的整合主體，於山西省進行煤炭業的合併及重組，並依法積極參與煤炭資源整合、開發、利用、對外投資和項目建設等業務。

MANAGING DIRECTOR'S STATEMENTS 董事總經理報告

Business Review & Prospects

Natural Resources Venture

Yangquan Tiantai

As at 31 December 2012, Yangquan Tiantai has completed the acquisition of 30 coal mines and consolidated them into 12 larger coal mines with an annual production capacity ranging from 600,000 to 3,000,000 tons each. These mines are situated in Pingding, Ningwu, Yicheng and Puxian districts. The proven reserve of these coal mines and the designed annual production capacity controlled by Yangquan Tiantai is 305,820,000 tons and 6,260,000 tons respectively.

During the year, Yangquan Tiantai has concentrated its effort in the renovation and redevelopment works of the coal mines. The renovation and redevelopment works is expected to be completed gradually in 2013 and the first half-year of 2014. At the same time, Yangquan Tiantai is investigating the possibility to acquire certain operating mines which may have immediate profit contribution to Yangquan Tiantai and to the Group.

Due to the fact that the coal mines of Yangquan Tiantai have not yet commenced their productions, Yangquan Tiantai recorded an operating loss in 2012 amounting to approximately HK\$161.9 million. The loss attributable to the Group was approximately HK\$79.3 million (2011: insignificant profit) from Yangquan Tiantai.

業務回顧及展望(續)

天然資源項目(續)

陽泉天泰(續)

於2012年12月31日，陽泉天泰已完成收購30座煤礦並將其整合成為每座具備600,000至3,000,000噸年產能的12座大型煤礦。該等煤礦位處於平定、寧武、翼城及蒲縣地區。該等煤礦的全部已探明的煤炭資源存量以及設計年產能分別約為305,820,000噸及6,260,000噸。

於年內，陽泉天泰致力於煤礦的技改及重建工程。該等技改及重建工程預期將陸續於2013年以及2014年上半年完工。與此同時，陽泉天泰正研究收購若干已營運的煤礦的可行性，以為陽泉天泰及本集團提供即時的溢利貢獻。

鑑於陽泉天泰轄下煤礦尚未投產，因此陽泉天泰於2012年錄得經營虧損約161,900,000港元。本集團攤佔陽泉天泰虧損約79,300,000港元(2011年：小額溢利)。

MANAGING DIRECTOR'S STATEMENTS 董事總經理報告

Business Review & Prospects

Petrochemical Products

TZ United East

TZ United East was a 50% owned jointly controlled entity of the Group. Upon obtaining control of the board of directors of TZ United East by the Group in September 2011, it was accounted for as a subsidiary. TZ United East's principal business is the manufacturing and trading of organic solvent methyl ethyl ketone. The current annual production capacity of TZ United East is 110,000 tons.

The operating results of TZ United East are summarized below:

		2012 HK\$ million 百萬港元	2011 Period from September to December 9-12月期間 百萬元	2011 Period from January to August 1-8月期間 百萬元	Change 變動 百分比
Raw material processed	原料加工(噸)	30,700	24,800	76,300	(70%)
Products sold	銷售產品(噸)	34,900	22,900	84,100	(67%)
Revenue	收入	324.4	204.0	828.8	(69%)
Net (loss) profit	淨(虧損)溢利	(42.1)	(27.0)	156.8	(132%)

In the first half-year of 2011, the 3.11 Japan earthquake disrupted the methyl ethyl ketone production of Japan suppliers. The shortage in the supply of methyl ethyl ketone had led to a surge in the selling prices of methyl ethyl ketone to a historical high of RMB20,000 per ton. TZ United East was able to reap an encouraging profit in 2011.

業務回顧及展望(續)

石油化工產品

泰州東聯化工

泰州東聯化工原為本集團持有50%股本權益的共同控制公司，於2011年9月在本集團取得泰州東聯化工董事會控制權後，改以附屬公司形式入賬。其主業務為生產及銷售有機溶劑甲乙酮。泰州東聯化工目前擁有110,000噸年生產能力。

泰州東聯化工的經營業績摘要如下：

2011年上半年，由於3.11日本地震事故中斷了日本廠商的甲乙酮生產，導致甲乙酮之供應出現短缺而促使甲乙酮之售價猛漲至每噸人民幣20,000元的歷史新高。泰州東聯化工因此可於2011年賺取可觀的溢利。

MANAGING DIRECTOR'S STATEMENTS 董事總經理報告

Business Review & Prospects

Petrochemical Products

TZ United East

In the current year, the market situation was reversed. The persistently increase in crude oil prices has pushed up raw material prices and the cost of production. In addition, the selling prices of methyl ethyl ketone, after the 3.11 Japan earthquake, has continue to drop in a fast paces to a level of lower than RMB10,000 per ton in the fourth quarter of 2011 in light of fall back in demand. In the mean time, 中石化揚子石化公司, the principal supplier of the raw materials for methyl ethyl ketone production, had changed its crude oil procession mechanism and reduced its raw material supply to TZ United East which has led to increase in purchasing cost of raw materials. As a result, TZ United East incurred operating loss in the year.

It is expected that TZ United East will complete its construction of the 1 million tons per year heavy oil production facility in 2013, which is capable of producing raw materials in excess of 200,000 tons per year for methyl ethyl ketone production. After that, the problem of raw materials sourcing will be solved. The competitiveness of methyl ethyl ketone will be enhanced.

Zhong Hai You Qi

Zhong Hai You Qi (Taizhou) Petrochemical Company Limited ("Zhong Hai You Qi") is a 23.03% owned associated company of the Group. Its principal business is the manufacturing and trading of fuel oil, basic lubricant oil and heavy duty bitumen. The current annual production capacity of Zhong Hai You Qi is 1.5 million tons.

業務回顧及展望(續)

石油化工產品(續)

泰州東聯化工(續)

於本年度，市場情況出現逆轉。持續上漲的原油價格推高了原料價格以及生產成本。此外，甲乙酮之售價經3.11日本地震事故後，卻由於需求萎縮而於2011年第四季度迅速並不斷下降至低於每噸人民幣10,000元水平。同時，甲乙酮主要原料供應商，中石化揚子石化公司，因加工技術路線的調整，減少了泰州東聯化工的原料供應，導致原料採購成本的增加。泰州東聯化工因此於本年度錄得經營虧損。

預期於2013年，泰州東聯化工建設的1,000,000噸年重油制烯烴裝置投產後，可生產200,000噸年以上的生產甲乙酮的原料，從根本上解決了生產甲乙酮原料來源問題。甲乙酮產品的競爭力將得到加強。

中海油氣

中海油氣泰州石化有限公司(「中海油氣」)為本集團實益持股23.03%的聯營公司。其主要業務是生產及銷售燃料油、基礎潤滑油、重交瀝青等產品。中海油氣目前擁有1,500,000噸年生產能力。

MANAGING DIRECTOR'S STATEMENTS 董事總經理報告

Business Review & Prospects

業務回顧及展望(續)

Petrochemical Products

石油化工產品(續)

Zhong Hai You Qi

中海油氣(續)

The operating results of Zhong Hai You Qi are summarized below:

中海油氣的經營業績摘要如下：

		2012 HK\$ million 百萬港元	2011 / / . . I T . 百萬港元	Change 變動 百分比
Annual production capacity (tons)	年產能(噸)	1,500,000	1,500,000	N/A 不適用
Crude oil processed (tons)	原油加工(噸)	1,287,900	1,281,600	1%
Revenue	收入	7,524.2	6,932.1	9%
Net profit	淨溢利	91.4	150.7	(39%)
Profit contribution	溢利貢獻	21.0	34.7	(40%)

Due to the reason that international crude oil prices has increased significantly and the price-control on selling prices of fuel oil in Mainland China during the year, the oil refinery sector was generally operating at a loss position. By adopting a differentiated product structure strategy, Zhong Hai You Qi was able to remain profitable in 2012. It is expected that Zhong Hai You Qi may further increase its profitability when there is improvement in the economic environment in next year.

由於年內國際原油價格大幅上漲以及中國內地對成品油施加價格調控，使煉油行業普遍錄得經營虧損。於2012年中海油氣努力實施差別化產品策略，成功保持盈利狀態。預計明年隨著經營環境的改善，中海油氣可望進一步提高其盈利能力。

MANAGING DIRECTOR'S STATEMENTS 董事總經理報告

Business Review & Prospects

Financial Investments

The Group strategically invested, directly and indirectly, in certain PRC enterprises. These enterprises have good potential for separate listing. Some of them have already been listed. As at 31 December 2012, the carrying value of these strategic investments was approximately HK\$699.6 million in aggregate (2011: HK\$1,041.1 million) with individual allocation detailed below:

		2012 HK\$ million 百萬港元	2011 / / 百萬港元
Winsway Coking Coal	永暉焦煤	190.5	335.5
Zqgame	中青寶	—	270.8
CUP	中國銀聯	115.7	114.6
SINOMA	中材股份	63.5	63.5
Bai Nian De Cheng	百年德誠	99.5	98.6
China New Material	中國新材料	—	40.0
JC International	江銅國際	124.6	—
West King	吳王投資	62.2	61.0
China Smart	中國智能電器	—	49.0
KW	KW	37.9	—
Others	其他	5.7	8.1
		699.6	1,041.1

Winsway Coking Coal (Hong Kong: 1733)

The Group is interested in approximately 146.5 million shares in Winsway Coking Coal. Based on the closing price of HK\$1.3 per share as at 31 December 2012, the fair value of the Winsway Coking Coal shares amounted to approximately HK\$190.5 million which is lower than the carrying value. The shortfall amounting to approximately HK\$133.6 million was recognized as an impairment loss in 2012. Compared with the balance as at 31 December 2011, the decrease in the carrying amount was due to the decrease in the market value of the Winsway Coking Coal shares.

業務回顧及展望(續)

金融投資

本集團策略性地(直接和間接)投資於若干中國企業。該等企業具有獨立上市之潛力。其中部分亦已上市。於2012年12月31日,該等策略性投資之賬面值總額約為699,600,000港元(2011年:1,041,100,000港元),其各自的份額詳列如下:

永暉焦煤(香港:1733)

本集團持有約146,500,000股永暉焦煤股份。按照2012年12月31日之收市價每股1.3港元計算,永暉焦煤股份之公允值總額約為190,500,000港元並且低於賬面結餘。短缺金額約133,600,000港元已於2012年度確認為減值虧損。與2011年12月31日之結餘比較,賬面值減少的原因是永暉焦煤股份的市值減少所致。

MANAGING DIRECTOR'S STATEMENTS 董事總經理報告

Business Review & Prospects

Financial Investments

Zqgame (Shenzhen: 300052)

The Group has a beneficially interest in approximately 10.5 million shares A share in Zqgame. During the year, the Group has disposed its entire interest in Zqgame A shares and realized a net profit of approximately HK\$255.0 million in aggregate including the non-controlling interests' share of approximately HK\$102.0 million.

CUP

China UnionPay ("CUP") is the largest bank card association and credit card issuers in the Mainland China having a very bright business prospect. The Group held investment of RMB93.0 million (equivalent to HK\$115.7 million) in CUP (and is beneficially interested in approximately 15.5 million shares) as at year-end date.

SINOMA (Hong Kong: 1893)

The Group has an effective interest in approximately 23.1 million foreign domestic shares in the share capital of China National Materials Company Limited ("SINOMA"), which can be freely transferred after the application to be made to the China Securities Regulatory Commission.

Bai Nian De Cheng

As at the year-end date, the Group held investment in Bai Nian De Cheng amounting to RMB80.0 million (equivalent to HK\$99.5 million). Bai Nian De Cheng is a closed-end fund which is discretionary operated by a professional fund manager. The fund will invest principally in equity interests, loan capital and convertible notes of target investees which have potential for separate listing. The Group made the investment for the purpose of leveraging the expertise and the business network of the fund manager.

業務回顧及展望(續)

金融投資(續)

中青寶(深圳: 300052)

本集團實益擁有約10,500,000股中青寶A股股份。年內，本集團已售出其於中青寶A股股份之全部權益並確認淨收益總額約255,000,000港元，包括非控制權益攤佔約102,000,000港元。

中國銀聯

中國銀聯股份有限公司(「中國銀聯」)是中國內地最大的銀行卡聯合組織及信用卡發行商，具有非常亮麗的業務前景。本集團於年結日持有人民幣93,000,000元(相當於115,700,000港元)投資(並且實益擁有約15,500,000股)於中國銀聯。

中材股份(香港: 1893)

本集團實益擁有約23,100,000股中國中材股份有限公司(「中材股份」)之外資法人股股份，該等股份經向中國證券監督委員會作出申請後可自由流通。

百年德誠

於年末，本集團持有百年德誠人民幣80,000,000元(相當於99,500,000港元)的投資。百年德誠是一個由專業基金經理獨立管理的私募基金。該基金將主要投資於具有獨立上市潛力的目標投資方的股本權益、債權及可換股票據。本集團投資該基金的目的，是藉以享受該基金經理的專業技能及商業網絡所能帶來的成果。

MANAGING DIRECTOR'S STATEMENTS 董事總經理報告

Business Review & Prospects

Financial Investments

China New Material

The Group holds HK\$40.0 million exchangeable notes in China New Material (Zhongpu) Holdings Limited ("China New Material"). By the end of the year, the entire exchangeable notes were redeemed upon expiry of the terms of the exchangeable notes in accordance with the redemption clauses. The Group recognized a gain of approximately HK\$44.9 million in 2012.

West King

On 1 September 2011, the Company acquired 20% equity interest in West King (Hong Kong) Investment Limited ("West King") at a consideration of RMB50.0 million (equivalent to approximately HK\$62.2 million). Since the Group does not have significant influence in West King, which was accounted for as an investment rather than as an associate. Based in Yinchuan, West King is a wine brewer in the north-western district on the Mainland China and operates a well-known brand named "老銀川" in that district. Its white wine and health wine have a relatively high market share in the western district.

China Smart

On 16 August 2011, the Group subscribed for approximately 24.4 million new shares in China Smart Electric Group Limited ("China Smart"), representing 3.76% of the existing enlarged issued capital of China Smart at a total consideration of RMB40.0 million (equivalent to approximately HK\$49.0 million). China Smart is principally engaged in the development, production and sale of power electronics, smart power grids and energy saving products. China Smart has repurchased the Group's entire interest in China Smart and the Group recognized a profit of approximately HK\$9.7 million in 2012.

業務回顧及展望(續)

金融投資(續)

中國新材料

本集團實益持有中國新材料(中普)控股有限公司(「中國新材料」)40,000,000港元可換股票據。於年末期間,該可換股票據已根據可換股票據的贖回條款於可換股票據到期日被全數贖回。本集團於2012年確認收益約44,900,000港元。

吳王投資

於2011年9月1日,本公司以總代價人民幣50,000,000元(相當於約62,200,000港元)投資持有香港吳王投資有限公司(「吳王投資」)20%股權。由於本集團對吳王投資並不享有重大影響力,其是以投資而不是聯營公司方式列帳。位於銀川的吳王投資主要於國內西北部地區從事釀酒業務,於該地區經營銷售著名品牌《老銀川》。其白酒及保健酒等產品在西部地區佔有相對較高的市場份額。

中國智能電器

於2011年8月16日,本集團以總代價人民幣40,000,000元(相當於約49,000,000港元)認購中國智能電器集團有限公司(「中國智能電器」)約24,400,000股新股份,相當於中國智能電器經擴大後已發行股本的3.76%。中國智能電器主要從事電能電子設備、智能電網以及節能產品的開發、生產及銷售。於2012年中國智能電器已回購本集團於中國智能電器的全部權益,本集團因而確認收益約9,700,000港元。

MANAGING DIRECTOR'S STATEMENTS 董事總經理報告

Business Review & Prospects

Financial Investments

JC International

On 31 January 2011, the Company through its indirect non-wholly owned subsidiary Konson Investment Limited ("Konson") entered into a legally binding letter of intent with Jiangxi Copper Company Limited ("Jiangxi Copper") and China Ordins Corporation ("China Ordins") to invest in a 20% equity interest in Jiangxi Copper International Trading Co., Ltd. ("JC International") at a consideration of RMB200.0 million (equivalent to approximately HK\$236.7 million). The remaining equity interest was owned as to 60% by Jiangxi Copper and as to 20% by China Ordins. Pursuant to the letter of intent and upon execution of the formal agreement dated 5 July 2011, the Company reduced its investment amount in JC International to RMB100.0 million (equivalent to approximately HK\$118.3 million) so as to retain more liquid fund to invest in other potential investments. After this strategic change, the shareholdings of JC International will be owned as to 60% by Jiangxi Copper, as to 30% by China Ordins and 10% as to by Konson. The Group will hold its 10% interest in JC International for long term investment purpose. The transaction contemplated under the formal agreement is subject to obtaining relevant government authorities' approval in the PRC. All necessary approvals have been obtained in March 2012 and Konson has paid RMB100.2 million (equivalent to approximately HK\$124.6 million) on 16 March 2012.

The principal business of JC International is engaged in the trading of copper on both the spot and futures market.

KW

KW is a Germany based mechanical engineering company specialized in foundry technology. KW is principally engaged in the manufacturing of casting moulds and the development of automated production lines.

業務回顧及展望(續)

金融投資(續)

江銅國際

於2011年1月31日，本公司透過其間接非全資附屬公司港丰投資有限公司(「港丰」)與江西銅業股份有限公司(「江西銅業」)及中國兵工物資總公司(「中國兵工」)簽署一項具有法律約束力的意向書，以人民幣200,000,000元(相當於約236,700,000港元)代價投資持有江銅國際貿易有限公司(「江銅國際」)20%股本權益。餘下的股本權益，其中60%由江西銅業持有以及其中20%由中國兵工持有。根據該份意向書以及在2011年7月5日簽訂正式協議書當時，本公司降低其於江銅國際之投資額至人民幣100,000,000元(相當於約118,300,000港元)，以為保留更多流動資金用於投資其他潛在投資項目。經此策略性的變動後，江銅國際之股權分配將會由江西銅業持有60%、中國兵工持有30%以及港丰持有10%。本集團所持之10%江銅國際權益將會作為長期投資。正式協議項下之交易需要徵得中國政府有關部門之批准後方可生效。所有相關的批准文件已於2012年3月份取得，並且港丰已於2012年3月16日支付人民幣100,200,000元(相當於約124,600,000港元)。

江銅國際的主營業務是為於現貨及期貨市場銷售銅。

KW

KW為一家以德國為總部並專注於鑄造技術的機器工程製造商。KW的主要業務是從事生產鍛造模具以及開發自動化生產線。



MANAGING DIRECTOR'S STATEMENTS 董事總經理報告

Business Review & Prospects

Power & Energy

Meiya Power

In the opinion of the Board, as an investment, it is more appropriate to invest in the above exchangeable bond. The exchangeable bond is on one hand capable of generating recurring interest income at 5% per annum to the Group while on the other hand will have potential for sizeable capital gain. In light of the attached exchange right, the exchangeable bond is accounted for as a loan receivables with embedded derivative and is carried at fair value at the end of the reporting period. In 2012, the Group recognized a fair value loss of approximately HK\$39.8 million.

Both of the aforesaid transactions are connected transactions of the Company and were subsequently approved by independent shareholders of the Company on 18 May 2012.

During the year and up to the completion date of disposal of CGNPC Huamei, the Group further shared a loss of

MANAGING DIRECTOR'S STATEMENTS 董事總經理報告

Growth Strategies

The Group has an intention to expand the business scale of the existing petrochemical projects by strengthening the utilization of raw materials, expanding the deeper processing of raw material, manufacturing of high market demand products and to extend the products line. Amongst which, TZ United East has commenced the construction of a portfolio of 8 petrochemical facilities including a 1.0 million tons per year heavy oil alken

MANAGING DIRECTOR'S STATEMENTS 董事總經理報告

Financial Review

Working Capital & Borrowings

At the end of the reporting period, the Group's total borrowings amounted to approximately HK\$1,407.7 million in aggregate. The composition of these borrowings is summarized below:

		小計 百萬港元	百分比
Short term borrowings	短期借貸	434.7	31%
Long term borrowings	長期借貸	973.0	69%
Total	總額	1,407.7	100%

Interests for all borrowings were charged at floating rates ranging from 2.28% per annum to 7.25% per annum.

Angrnd Ps-12(-1pg)-(er13(o)t(025)y)4ow290 1.556nd(290 E)6men(A)-/T11 he Tga\$w Onein

rd.T 504[(r)m)8(1.55d.T.d5

MANAGING DIRECTOR'S STATEMENTS 董事總經理報告

Financial Review



Land Use Right

Increase was due to the acquisition of a parcel of land by TZ United East at a consideration of RMB118.4 million (equivalent to HK\$147.3 million) in 2012.

Interest in Associates

Decrease was due to disposal of a principal associate CGNPC Huamei at a consideration of approximately HK\$776.4 million.

Amount due from Associates

The decrease was S.0456 TD(b)6(y)1(K)-11Q 1069-12(r1(e)-16(a)-11(s)-9(e)1(w)2(a)408(h)-11(e)1(B61(w))6-11(eh(1)65(

Financial Review

Loan Receivables

These were loans made to certain independent borrowers for the purposes of utilizing a portion of the Group's idle funds for better returns and to increase interest income in the current low deposit rates era. The increase was mainly due to the advancement of RMB450.0 million (equivalent to approximately HK\$559.7 million) to an independent third party in accordance with two loan agreements dated 2 November 2012 (the "Loans"). The term of Loans is 24 months from drawdown date and bear interest charged at the rate of 10% per annum.

Deposits, Prepayments and Other Receivables

Carrying balances under non-current assets
Carrying balances under current assets

非流動資產項下賬面結餘
流動資產項下賬面結餘

Total

總額

The increase is mainly due to the amount receivable following the redemption of the China New Material exchangeable notes by the end of 2012 amounting to approximately HK\$84.9 million. The balances in 2011 mainly include the amount of HK\$70.0 million to be received from the disposal of the BBMG shares which repayment was extended to 2013.

財務回顧(續)

應收貸款(續)

此等為借予若干獨立借款人之貸款，目的是動用本集團部份閒置資金，以祈在當前低存款利息時期賺取較大回報及增加利息收入。增加主要是根據兩份日期為2012年11月2日的貸款協議(「貸款」)之協定，向一名獨立第三方授出人民幣450,000,000元(相當於559,700,000港元)所致。貸款之期間為自提款日起計24個月並且按照年利率10%計收利息。

按金、預付款及其他應收款

	2012 HK\$'000 千港元	2011 / 千港元
Carrying balances under non-current assets	—	35,727
Carrying balances under current assets	254,398	149,765
Total	254,398	185,492

增加主要是於2012年末因中國新材料可換股票據被贖回而增加。2011年結餘主要是由BBMG股份出售所得款項的還款延期至2013年。

MANAGING DIRECTOR'S STATEMENTS 董事總經理報告

Financial Review

財務回顧(續)

Available-for-sale Investments

可供出售投資

		2012 HK\$'000 千港元	2011 /1,000 千港元
Carrying balances under non-current assets	非流動資產項下賬面結餘	699,574	727,801
Carrying balances under current assets	流動資產項下賬面結餘	—	313,254
Total	總額	699,574	1,041,055

The decrease in the aggregated carrying balances was mainly due to the decrease in the market values of investments in Winsway Coking Coal and disposal of the entire interest in Zqgame.

總賬面結餘減少的主要原因是永暉焦煤之市值大幅下跌以及年內售出中青寶之所有權益所致。

Capital Structure

股本結構

At the end of the reporting period, the shareholders' fund of the Group was approximately HK\$7,255.1 million (2011: HK\$7,292.9 million).

於本報告期末，本集團之股東資金約為7,255,100,000港元(2011年：7,292,900,000港元)。

During the year, the Company paid approximately HK\$115.2 million to shareholders of the Company as final dividend for the year ended 31 December 2011. The amount of dividend paid approximate to the net profit for the year rendering and there is no material change in shareholder's funds.

年內，本公司向本公司股東支付截至2011年12月31日止年度之末期股息，金額約115,200,000港元。支付股息的金額與本年度之淨溢利相約，故此股東資金並無出現重大的變動。

MANAGING DIRECTOR'S STATEMENTS 董事總經理報告

Human Resources

At the end of the reporting period, the Group employed approximately 1,330 (2011: 1,330) employees in Hong Kong and in the PRC. The Group offers its employees competitive remuneration packages, which are consistent with the prevailing market practices. The Group's remuneration policies remain unchanged during the year. Total staff costs for the year increased by 15% to approximately HK\$146.5 million (2011: HK\$127.4 million). The reason for the increment was mainly due to the effect of annual salary adjustment and the inclusion of 12 months' staff cost (2011: approximately 4 months) of TZ United East in the 2012.

Final Dividend

The Board has resolved to recommend the payment of a final dividend of HK\$0.05 per share for the year ended 31 December 2012 (2011: HK\$0.05 per share). The final dividend, subject to approval by shareholders at the forthcoming annual general meeting, will be payable on 20 June 2013 to shareholders on the register of members of the Company on 31 May 2013. The total amount of dividend payable is approximately HK\$115.2 million.

Closure of Register of Members

To ascertain shareholders' entitlement to attend and vote at the forthcoming annual general meeting, the register of members will be closed from (Wednesday) 15 May 2013

to (Monday) 20 May 2013 (inclusive) and will be open for inspection from (Wednesday) 15 May 2013 to (Monday) 20 May 2013 (inclusive).

MANAGING DIRECTOR'S STATEMENTS 董事總經理報告

Closure of Register of Members

Subject to the approval of the shareholders at the forthcoming annual general meeting, the proposed final dividend will be payable to the shareholders whose names appear on the register of members of the Company on 31 May 2013. To ascertain the shareholders' entitlement to the proposed final dividend, the register of members of the Company will be closed on Friday, 31 May 2013 during that date no transfer of shares will be registered. In order to be eligible to receive the proposed final dividend, all duly completed transfer forms accompanied by the relevant share certificates must be lodged with the share registrars of the Company, Tricor Secretaries Limited at 26th Floor, Tesbury Centre, 28 Queen's Road East, Wanchai, Hong Kong not later than 4:30 p.m. on Thursday, 30 May 2013.

Annual General Meeting

The Annual General Meeting of the Company will be held at Boardroom 3 & 4, Mezzanine Floor, Renaissance Harbour View Hotel Hong Kong, 1 Harbour Road, Wanchai, Hong Kong on Monday, 20 May 2013 at 10:00 a.m..

Sufficiency of Public Float

Based on the information that is publicly available to the Company and within the knowledge of its directors, during the year and up to the date of this report, there is sufficient public float of not less than 25% of the Company's issued shares as required under the Listing Rules.

Compliance with the Model Code

The Company has adopted the Model Code for Securities Transactions by Directors of Listed Issuers ("Model Code") as set out in Appendix 10 to the Listing Rules as its own code of conduct regarding directors' securities transactions. All directors have confirmed that, following specific enquiry by the Company, they have complied with the required standards set out in the Model Code throughout the year.

暫停辦理股份過戶登記(續)

待獲得股東於應屆股東週年大會通過後，所建議之末期股息將派發予於2013年5月31日當日名列本公司股東名冊之股東。為確定股東享有收取建議派發末期股息之權利，本公司將於2013年5月31日(星期五)暫停辦理股份過戶登記手續，當日不會登記任何股份轉讓。為確保符合資格收取建議之末期股息，所有填妥之股份過戶文件連同有關股票必須於2013年5月30日(星期四)下午四時凡關

MANAGING DIRECTOR'S STATEMENTS 董事總經理報告

Purchase, Sale or Redemption of Securities

During the year, neither the Company nor any of its subsidiaries purchased, sold or redeemed any of its listed securities.

Appreciation

On behalf of the Board, I would like to express my appreciation and gratitude to those resigned directors for their past contribution and service to the Group. Moreover, I would like to express my appreciation and gratitude to our shareholders for their support and all the Group's employees for their hard work and dedication in carrying out their duties and in achieving the Group's business goal.

By order of the Board of
Silver Grant International Industries Limited

Gao Jian Min



Hong Kong, 21 March 2013

購回、出售或贖回本公司之上市證券

於年內，本公司或其任何附屬公司概無購回、出售或贖回本公司任何上市證券。

致謝

本人謹代表董事會，向各位辭任的董事過往對本集團作出之貢獻及服務，致以衷心謝意。此外，本集團有賴各位股東的鼎力支持和全體員工努力不懈的竭誠服務以達致本集團的目標，本人謹代表董事會向彼等致以深切謝意。

承董事會命
銀建國際實際有限公司

董事總經理

高建民

香港，2013年3月21日

PROFILE OF DIRECTORS 董事簡介

Executive Directors

Gao Jian Min 高建民

Mr. Gao, aged 53, was appointed as an executive director and served as the Managing Director of the Company on 22 June 1993. He is also appointed as directors of various companies of the Group. Mr. Gao is also an executive director of Jiangxi Copper Co., Ltd (Stock code: 358) and Qingling Motors Co. Ltd. ("Qingling") (Stock code: 1122), the H shares of both companies are listed on the Stock Exchange. Mr. Gao graduated from the Qing Hua University with a bachelor degree in engineering. He has over 25 years of experience in finance, industrial investment and property investment and development.

Liu Tianni 劉天倪

Mr. Liu, aged 49, was appointed as an executive director of the Company on 26 May 2001. Mr. Liu is the Deputy Managing Director of the Company. Mr. Liu is also a director of various companies of the Group. Mr. Liu is an executive director and the chairman of Wonderful Sky Financial Group Holdings Limited (Stock code: 1260), which shares are listed on the Stock Exchange. He graduated from the Beijing Normal University with a master degree in science in 1990. He has over 15 years of experience in corporate administration and trade businesses. Mr. Liu is also the independent non-executive director of Chongqing Iron & Steel Company Limited (Stock code: 1053) and Qingling (Stock code: 1122), the H shares of both companies are listed on the Stock Exchange.

Gu Jianguo 顧建國

Mr. Gu, aged 50, was appointed as an executive director of the Company on 25 May 1999. Mr. Gu is currently an assistant to chief executive of China Cinda Asset Management Co., Ltd. ("China Cinda") (formerly known as China Cinda Asset Management Corporation). China Cinda is a substantial shareholder of the Company. Mr. Gu obtained a master degree and a Ph. D degree in 1991 and 1994 respectively. He has over 20 years of experiences in commercial and investment banking, business management and financial accounting and management. Until 31 December 2012, he was an executive director of Cinda International Holdings Limited ("Cinda International") (Stock code: 111) which shares are listed on the Stock Exchange.

執行董事

高建民 董事總經理

高先生現年53歲，於1993年6月22日獲委任為本公司之執行董事並且出任董事總經理職務。彼亦兼任本集團若干公司之董事職務。高先生同時亦為江西銅業股份有限公司(股份代號：358)及慶鈴汽車股份有限公司(「慶鈴」)(股份代號：1122)之執行董事，該兩間公司之H股股份均於聯交所上市。高先生於清華大學畢業，持有工程學學士學位。彼於金融、工業投資及物業投資及發展方面擁有逾25年經驗。

劉天倪 副董事總經理

劉先生現年49歲，於2001年5月26日獲委任為本公司之執行董事。劉先生為本公司副董事總經理。劉先生同時兼任本集團若干公司之董事職務。劉先生是皓天財經集團控股有限公司(股份代號：1260)之執行董事及主席；該公司之股份於聯交所上市。彼於1990年於北京師範大學畢業，持有理學碩士學位。彼於行政管理及貿易方面有逾15年經驗。劉先生亦為重慶鋼鐵股份有限公司(股份代號：1053)及慶鈴(股份代號：1122)之獨立非執行董事，該兩間公司之H股股份均於聯交所上市。

顧建國

顧先生現年50歲，於1999年5月25日獲委任為本公司之執行董事。顧先生目前為中國信達資產管理股份有限公司(「中國信達」)(前稱中國信達資產管理公司)總裁助理。中國信達為本公司之一名主要股東。顧先生分別於1991年及1994年取得碩士及博士銜。彼於商業及投資銀行、工商管理及金融財務會計管理方面積累逾20年經驗。直至2012年12月31日，彼為信達國際控股有限公司(「信達國際」)(股份代號：111)之執行董事，該公司之股份於聯交所上市。

PROFILE OF DIRECTORS 董事簡介

Non-executive Directors

Chen Xiaozhou 陳孝周

Mr. Chen, aged 50, was appointed as an executive director of the Company and was elected the Chairman of the Board on 13 February 2006. He was redesignated as a non-executive director of the Company on 1 September 2006. He is also the chairman of the Nomination Committee of the Company. He is currently the chairman and executive director of Well Kent International Investment Company Limited which is a subsidiary of China Cinda and the chairman and executive director of Cinda International (Stock code: 111), which shares are listed on the Stock Exchange. Mr. Chen resigned as a non-executive director of China National Materials Co., Ltd. (Stock Code: 1893), the H Shares of which are listed on the Stock Exchange on 12 July 2011. Mr. Chen obtained a master degree in economics from the Research Institute of the People's Bank of China in 1988 and obtained a master degree in commerce from the University of New South Wales, Australia in 2003. Mr. Chen has over 20 years of experience in the banking and finance sectors.

Hui Xiao Bing 惠小兵

Mr. Hui, aged 59, was appointed as an executive director of the Company and was elected Vice chairman of the Board on 22 June 1993. He was redesignated as a non-executive director of the Company on 1 September 2006. Mr. Hui was the deputy managing director of China Everbright Financial Holdings Limited. Mr. Hui was also the president of China Construction Bank, Shenzhen Branch. He previously worked for the Research Centre for Economic Development of the State Council of the PRC and China Investment Consultancy Company. He has over 20 years of experience in banking and finance sectors. Mr. Hui graduated from the Inner Mongolia Industrial University with a bachelor degree in engineering. Mr. Hui is currently the chairman and chief executive officer of Huiheng Medical, Inc. (Stock Code: HHGM.OB) which shares are traded on the Over-The-Counter Bulletin Board of the Nasdaq in the USA.

非執行董事

陳孝周 主席

陳先生現年50歲，於2006年2月13日獲委任為本公司之執行董事並獲推選出任董事會主席一職。彼於2006年9月1日起調任為本公司之非執行董事。彼亦為本公司提名委員會主席。彼目前為中國信達附屬公司華建國際投資有限公司之主席及執行董事以及信達國際(股份代號：111)之主席及執行董事，該公司之股份於聯交所上市。陳先生於2011年7月12日辭任中國中材股份有限公司(股份代號：1893)之非執行董事，該公司之H股股份於聯交所上市。陳先生於1988年獲得中國人民銀行金融研究所經濟學碩士學位，並於2003年獲得澳洲新南威爾士大學商學碩士學位。陳先生於銀行及金融業擁有逾20年經驗。

惠小兵 副主席

惠先生現年59歲，於1993年6月22日獲委任為本公司之執行董事及獲推選為董事會副主席。彼於2006年9月1日起調任為本公司之非執行董事。惠先生曾任中國光大金融控股有限公司副董事總經理，亦曾為中國建設銀行深圳市分行行長。彼還曾於中國國務院經濟發展研究中心及中國投資諮詢公司工作。彼於銀行和金融方面擁有逾20年經驗。惠先生畢業於內蒙古工業大學，持有工程學士學位。

PROFILE OF DIRECTORS 董事簡介

Non-executive Directors

Chen Qiming

Mr. Chen, aged 50, was appointed as a non-executive director of the Company and vice chairman of the Board on 15 February 2012. He is a senior engineer in the PRC. He obtained a bachelor of science in engineering from the East China University of Metallurgy in 1984 and a master in economics from the University of International Business and Economics in 2003. Mr. Chen has over 15 years of experience in the power industry. Mr. Chen joined China Guangdong Nuclear Power Holding Co., Ltd. ("CGNPC", together with its subsidiaries, "CGNPC Group"), a substantial shareholder of the Company, in 1996 and served various positions including head of the construction contract division of Ling Ao Nuclear Power Co., Ltd., a subsidiary of CGNPC, manager of the contract procurement department of Liaoning Hongyanhe Nuclear Power Co., Ltd., manager of the contract and procurement department of China Nuclear Power Engineering Co., Ltd. and the deputy general manager and general manager of the capital operation department of CGNPC.

非執行董事(續)

陳啓明 副主席

陳先生現年50歲，於2012年2月15日獲委任為本公司非執行董事及董事會副主席。陳先生為中國高級工程師。彼於1984年在華東冶金學院取得工學學士學位，並於2003年取得對外經貿大學經濟學碩士學位。陳先生在發電行業具備逾15年經驗。陳先生於1996年加入本公司之主要股東中國廣東核電集團有限公司(「中廣核」，連同其附屬公司，統稱「中廣核集團」)，曾出任多個職位，包括中廣核之附屬公司嶺澳核電有限公司施工合同分部主管、遼寧紅沿河核電有限公司合同採購部經理，中廣核工程有限公司合同與採購部經理、中廣核資本營運部副總經理及總經理。

PROFILE OF DIRECTORS 董事簡介

Independent Non-executive Directors

Kang Dian

Mr. Kang, aged 64, was appointed as an independent non-executive director of the Company on 8 May 1998. He is also a member of the Company's Audit Committee and Remuneration Committee. He is presently the chairman and an executive director of New China Life Insurance Company Limited (Stock code: 1336), which H Shares are listed on the Stock Exchange. Mr. Kang graduated from the Beijing Institute of Iron and Steel Engineering (now known as the University of Science & Technology of Beijing), with a bachelor degree majoring in engineering in 1982. In 1984, he also received a master degree on economics from the Graduate School of Academy of Social Science of China. From 1994 to 2000, Mr. Kang was the director and vice-president of Guangdong Enterprise (Holdings) Limited. From 1990 to 1994, Mr. Kang was the vice-president of China National Packaging Co.. From 1987 to 1990, Mr. Kang was the vice-president of China Agribusiness Trust & Investment Co.. Mr. Kang is also the Consultant to the Finance & Securities Commission of All China Lawyers Association since 1996. Mr. Kang is an independent non-executive director of China Galaxy Futures Company Limited. Mr. Kang was the chairman of the Supervision Board of Shenzhen Development Bank Company Limited from June 2005 to December 2009.

獨立非執行董事

康典

康先生現年64歲，於1998年5月8日獲委任為本公司之獨立非執行董事。彼亦為本公司審核委員會及薪酬委員會成員。彼現為新華人壽保險股份有限公司(股份代號：1336)之董事長及執行董事，該公司之H股股份於聯交所上市。康先生於1982年在中國北京鋼鐵學院(現為中國北京科技大學)畢業，榮獲工學士學位。於1984年，彼畢業於中國社會科學研究生院，並取得經濟學碩士學位。康先生由1994年至2000年期間出任粵海企業(集團)有限公司之董事及副總裁職務；由1990年至1994年期間，康先生為中國包裝公司的副總裁；而由1987年至1990年期間，康先生出任中國農業信託投資公司的副總裁職務。康先生從1996年開始擔任中國全國律師協會轄下之財務及證券委員會之顧問。康先生為銀河期貨經紀有限公司之獨立非執行董事。於2005年6月至2009年12月期間，康先生曾為深圳發展銀行股份有限公司監事會主席。

PROFILE OF DIRECTORS 董事簡介

Independent Non-executive Directors

Zhang Lu

Mr. Zhang, aged 60, was appointed as an independent non-executive director of the Company on 4 May 2000. He is also the chairman of the Remuneration Committee

PROFILE OF SENIOR MANAGEMENT 高級管理人員簡介

Kwok Chung Lun

Mr. Kwok, aged 58, joined the Company in July 1995. Mr. Kwok is one of the Deputy General Managers of the Company. He is responsible for the Group's property development and investment in the Mainland China. He is also the Managing Director of Beijing East Gate Development Co., Ltd., which is a wholly owned subsidiary of the Company. Mr. Kwok pursued study in the People's University. Mr. Kwok has over 20 years of experience in property investment and development.

Chow Kwok Wai

Mr. Chow, aged 46, is one of the Deputy General Managers of the Company. He is responsible for the finance and accounting matters of the Group. Mr. Chow joined the Company in October 1993 as an executive director of the Company during the period from 20 April 2004 to 28 December 2013. Mr. Chow was appointed company secretary of the Company on 28 December 2013. Mr. Chow has worked in Price Waterhouse, which is now known as PriceWaterhouseCoopers and has accumulated valuable audit experience there. Mr. Chow received his bachelor degree in social sciences from the University of Hong Kong in 1990. Mr. Chow is a Fellow Member of the Association of Chartered Certified Accountants and a Fellow CPA of the Hong Kong Institute of Certified Public Accountants. He is also a Certified Tax Adviser and a Fellow Member of the Taxation Institute of Hong Kong. Mr. Chow has over 20 years of experience in accounting, financial management and corporate finance. Mr. Chow is also an independent non-executive director of Lijun International Pharmaceutical (Holding) Co., Ltd. (Stock code: 2005) which H shares are listed on the Stock Exchange and Youyuan International Holdings Limited (Stock code: 2268) which shares are listed on the Stock Exchange. He is also a non-executive director of Cinda International (Stock code: 111) which shares are listed on the Stock Exchange.

郭鍾麟

郭先生現年58歲，於1995年7月加盟本公司。郭先生現為本公司的其中一名副總經理，負責本集團於中國內地的房地產發展及投資業務。彼現為本公司全資附屬公司北京東環置業有限公司之董事總經理。郭先生於中國人民大學畢業，郭先生於物業投資及發展方面擁有逾20年經驗。

周國偉

周先生現年46歲，為本公司的其中一名副總經理，負責本集團之財務及會計事宜。周先生於1993年10月加入本公司並於2004年4月20日至2013年12月28日期間出任本公司執行董事職務。周先生於2013年12月28日獲委任為本公司的公司秘書。周先生曾於羅兵咸會計師事務所(現稱羅兵咸永道會計師事務所)任職並於該所累積了寶貴的核數經驗。周先生於1990年取得由香港大學頒授的社會科學學士學位。周先生現時為英國特許公認會計師公會資深會員及香港會計師公會資深會計師。彼同時亦為註冊稅務師及香港稅務學會資深會員。周先生在會計、財務管理及企業財務方面擁有逾20年經驗。周先生亦為利君國際醫藥(控股)有限公司(股份代號：2005)的獨立非執行董事，該公司之H股股份於聯交所上市及優源國際控股有限公司(股份代號：2268)的獨立非執行董事，該公司之股份於聯交所上市。彼亦為信達國際(股份代號：111)的非執行董事，該公司之股份於聯交所上市。

CORPORATE GOVERNANCE REPORT 企業管治報告

Corporate Governance Practices

The Company is committed to establish and maintain a standard of corporate governance that is consistent with market practices. Except for the deviation specified below, the Company has applied the principles and complied with all the code mandatory provisions set out in the Code on Corporate Governance Practices (effective until 31 March 2012) and Corporate Governance Code and Corporate Governance Report (effective from 1 April 2012) ("CG Code") as set out in Appendix 14 of the Listing Rules for the year ended 31 December 2012.

Code provision A.6.7 requires independent non-executive directors and other non-executive directors to attend general meetings and develop a balanced understanding of the views of shareholders. However, non-executive director, Mr. Hui Xiao Bing and independent non-executive directors, Mr. Kang Dian and Mr. Zhang Lu were unable to attend the annual general meeting and the extraordinary general meeting of the Company held on 18 May 2012 due to the fact they were out of town.

The following summarizes the Company's key corporate governance practices.

Board of Directors

Board composition

The Board, led by the Chairman, steers the Group's business direction. The management, led by the Managing Director, which is also the Chief Executive Officer of the Group, is responsible for the Group's management and operations. The division of responsibilities between the Chairman and the Managing Director are clear

CORPORATE GOVERNANCE REPORT 企業管治報告

Board of Directors

Board composition

The Board is responsible for formulating the Group's long-term strategies, setting business development goals, assessing the results of management policies, monitoring management's performance and ensuring the existence of an effective internal control system. The independent non-executive directors serve the important function of ensuring and monitoring the basis for an effective corporate governance framework.

The current Board comprises three executive directors, three non-executive directors and three independent non-executive directors, which composition is set out in the section headed Corporation Information on page 3 and the biographies of the directors are set out on page 30 to 34. The number of independent non-executive directors represent no less than one-third of the board members.

Members of the Board possess the appropriate expertise and skills to discharge their duties.

The Company's directors, Messrs. Chen Xiaozhou and Gu Jianguo are also directors and/or senior officers within the group of China Cinda Asset Management Co., Ltd. ("China Cinda"), Messrs. Gao Jian Min and Liu Tianni are also directors and shareholders of Silver Grant Group Limited ("SG Group") and Mr. Chen Qiming is also a director and/or senior officer within the group of China Guangdong Nuclear Power Holdings Co., Ltd. ("CGNP Holdings"). China Cinda, SG Group and CGNP Holdings are substantial shareholders of the Company. Save for the aforesaid, there is no relationship between members of the Board, in terms of financial, business, family or other material/relevant relationship.

The Board delegates the authority and responsibility for implementing day-to-day operations, business strategies and management of the Group's business to the executive directors, senior management and certain specific responsibilities to the Board committees.

董事會(續)

董事會組成(續)

董事會負責制定本集團的長期策略、訂立業務發展目標、評估管理措施之成效、監察管理層之表現及確保存在有效的內部監控系統。獨立非執行董事則對確保及監察企業管治架構是否行之有效起著重要作用。

現任董事會由三名執行董事、三名非執行董事及三名獨立非執行董事組成，其成員組合載列於第3頁之企業資料部份，而各董事之履歷詳情載列於第30頁至34頁。獨立非執行董事數目佔董事會成員數目不少於三分之一。

董事會各成員均具備適當的專業知識及技能以履行其職責。

本公司董事，陳孝周先生及顧建國先生，同時亦是中國信達資產管理股份有限公司(「中國信達」)集團內的董事及 或高級職員，高建民先生和劉天倪先生同時亦是銀建集團有限公司(「銀建集團」)之董事及股東及陳啓明先生同時亦是中國廣東核集團有限公司(「中廣核集團」)集團內的董事及 或高級職員。中國信達、銀建集團及中廣核集團均為本公司之主要股東。除前文所述者外，董事會成員之間，並不存在任何關係，包括財務、業務、家屬或其他重大 相關的關係。

董事會將執行本集團的日常運作、業務策略及管理的權力及職務，委派予執行董事及高級管理層，並把若干特定職務委派予董事會委員會。

CORPORATE GOVERNANCE REPORT 企業管治報告

Board of Directors

Board composition

To assist the Board in discharging its duties and to fulfil the requirements of the CG Code, three standing Board committees were set up under the Board: the Audit Committee, the Remuneration Committee and the Nomination Committee. When it become necessary, the Board will set up ad hoc board committee to handle specific issues and report back to the Board.

The Board considers that each independent non-executive director is independent in character and judgment and

that t.(r)-15007u(t)-4(h)12(-25(e)-30(n)-17 Tc 0)DO(t)2(o)-3(-)-13(-23(d))J2(o)-3(-)-108r23-3(-.) o(-23)-2c t)2(o)2)2(f2(o h
Nodct gul1(8t)101(d)0.3c)10--1(8t)17(t)10(he)157rT-5(s)13c b c 0.057rT e(s th)0 -115()3(bl)5 14(t-23(c)-12he)1t a p

CORPORATE GOVERNANCE REPORT 企業管治報告

Board of Directors

Board composition

Independent non-executive directors are explicitly identified in all corporate communications containing the names of the directors. An updated list of directors identifying the independent non-executive directors and the role and the functions of the directors is maintained on the website of the Company at www.silvergrant.com.hk and the website of the Stock Exchange.

All directors are appointed for a specific term of service no longer than three years. They are also subject to retirement by rotation and re-election at the annual general meeting of the Company in accordance with Article 101 of the Company's Articles of Association.

The full Board will meet regularly and at least four times throughout a year to review the overall strategy and to monitor the operations as well as the financial performance of the Group. Notice of at least 14 days will be given to all directors in respect of full Board meeting and the directors can include matters for discussion in the agenda if necessary. Agenda and the accompanying Board papers in respect of full Board meeting are sent out in full to all directors no less than three days before the meeting. Minutes of full Board meeting and meeting of Board committee are properly kept. All directors have access to relevant and timely information. They also have access to the advice and services of the company secretary of the Company, who is responsible for providing the directors with Board papers and related materials. Where queries are raised by the directors, prompt and full responses will be given if possible.

董事會(續)

董事會組成(續)

所有載有董事姓名的企業通信均明確列示獨立非執行董事身份。列示獨立非執行董事的身份及董事角色及職能的最新董事名單留存於本公司網站www.silvergrant.com.hk及聯交所網站。

所有董事之委任均設有最長不超過三年的固定任期。他們亦須根據本公司章程第101條規定，於本公司週年大會上輪值告退並重選連任。

全體董事會將定期，並最少每年召開四次全體董事會議，檢討整體策略與監察本集團的經營與財務表現。就召開全體董事會議而言，所有董事均獲發最少14天的會議通知，如有需要，董事可加入討論事項於有關議程。全體董事會議的議程及附連之會議文件，將在會議前的最少三天，送達所有董事。全體董事會議及董事會委員會會議之會議記錄均適當保存。所有董事均可獲得相關及適時的資料。彼等亦可獲得本公司的公司秘書提供的意見及服務，公司秘書負責向董事提供董事會文件及有關材料。倘若董事提出問題，本公司會盡快作出詳盡回應(如可以)。

CORPORATE GOVERNANCE REPORT 企業管治報告

Board of Directors

董事會(續)

Board composition

董事會組成(續)

During the year, four full Board meetings were held and the attendance of each director is set out below:

於年內，共召開四次全體董事會議，每位董事的出席率載列如下：

Name of director 董事姓名	General meeting attended/held 出席大會次數 全部大會次數	Attendance rate 出席率
Executive directors 執行董事		
Gao Jian Min 高建民	4/4	100%
Liu Tianni 劉天倪	4/4	100%
Gu Jianguo 顧建國	4/4	100%
Zhang Zhongqiu 張中秋	3/4	75%
Wen Jinsong 溫勁松(附註1)	3/3	100%
Chow Kwok Wai 周國偉	4/4	100%
Li Xianli 李現立(附註2)	2/2	100%
Non-executive directors 非執行董事		
Chen Xiaozhou 陳孝周	4/4	100%
Hui Xiao Bing 惠小兵	3/4	75%
Chen Qiming 陳啓明(附註1)	1/3	33%
Yang Zhao 楊兆(附註2)	2/2	100%
Independent non-executive directors 獨立非執行董事		
Kang Dian 康典	4/4	100%
Zhang Lu 張璐	4/4	100%
Hung Muk Ming 洪木明	4/4	100%

CORPORATE GOVERNANCE REPORT 企業管治報告

Board of Directors

Board composition

1. There were only three full board meetings since their appointment.
2. There were only two full board meetings before their resignation.

Corporate governance functions

The CG Code recommends listed company to set up a corporate governance committee to look after issues relating to corporate governance. However, the directors consider that it is more appropriate and more efficient for the Company to retain in the Board the function of overseeing corporate governance issues. The Board will continuously review and improve the Company's and the Group's corporate governance practices to ensure that business activities and decision-making processes are regulated in a proper and prudent manner.

During the year and up to the date of this report, the corporate governance duties performed by the Board were mainly set out below:

- formulated procedures for shareholders to propose a person for election as a director (which is posted on the Company's website), the shareholders' communication policy and whistleblower policy and disclosure of inside information policy;
- reviewed the corporate governance practices;
- reviewed the continuous professional development and training of the directors;
- reviewed compliance with the CG Code and disclosure in the Corporate Governance Report.

董事會(續)

董事會組成(續)

附註：

1. 自彼等委任起計，只召開三次全體董事會會議。
2. 在彼等辭職之前，只召開兩次全體董事會會議。

企業管治功能

企業管治守則建議上市公司應設立企業管治委員會負責處理與企業管治相關之事宜。然而，董事認為把處理企業管治相關事宜的職能保留在董事會將為更有效率及更適合本公司。董事會將會持續檢討及改善本公司及本集團的企業管治措施，以確保業務活動及決策過程，受到合適及審慎之規管。

年內及截至本報告日期，由董事會執行的主要企業管治職能載列如下：

- 制定股東推舉個別人事出任董事的程序（有關程序已經上載本公司網站）、制定股東通訊政策、舉報政策及內幕消息披露政策；
- 檢討企業管治措施；
- 檢討董事的持續專業發展及培訓事宜；
- 檢討遵守企業管治守則的情況及《企業管治報告》所載的披露。

CORPORATE GOVERNANCE REPORT 企業管治報告

Board of Directors



Securities dealing by directors

The Company has adopted the Model Code for Securities Transactions by Directors of Listed Issuers ("Model Code") as set out in Appendix 10 to the Listing Rules as its own code of conducts regarding directors' securities transactions. All directors have confirmed that, following specific enquiry by the Company, they have complied with the required standards set out in the Model Code throughout the year ended 31 December 2012.

The Company has also adopted codes of conduct regarding securities transactions by relevant employees (as defined in the CG Code) on terms no less exacting than the required standards set out in the Model Code.

Audit Committee

The Company established an audit committee (the "Audit Committee") in 1999. The composition and professional qualifications of the members of the Audit Committee complies with the requirements under Rules 3.21 of the Listing Rules. The Audit Committee has written terms of reference that conform to the Code provisions of the CG Code. The written terms of reference is set out in detail on the website of the Company.

The current Audit Committee comprises three independent non-executive directors, namely Mr. Hung Muk Ming (Committee Chairman), Mr. Kang Dian and Mr. Zhang Lu.

董事會(續)

董事進行證券交易

本公司已採納上市規則附錄10所載之《上市發行人董事進行證券交易的標準守則》(「標準守則」)、倉陳、升頁、木噴、互其、木其、互其、牙何 誨必

CORPORATE GOVERNANCE REPORT 企業管治報告

Board of Directors

Audit Committee

The Audit Committee meets at least two times each year to review the reporting of financial and other information to shareholders, the system of internal controls, risk management and the effectiveness and objectivity of the audit process. The Audit Committee also provides an important link between the Board and the Company's external auditors in matters coming within the scope of its terms of reference and keeps under review the independence and objectivity of the external auditors.

During the year, the work performed by the Audit Committee includes the review of the annual results for the year ended 31 December 2011, the internal control system of the Group for 2011 and the interim results for the period ended 30 June 2012. On 21 March 2013, the Group's annual results for the year ended 31 December 2012 have also been reviewed by the Audit Committee.

The Audit Committee together with the Board have reviewed the effectiveness of the Group's internal control system and considered that it is effective and adequate for the time being.

During the year, two Audit Committee meetings were held and the attendance of each member is set out below:

Name of director 董事姓名	Number of meetings attended/held		Attendance rate 出席率
	出席會議次數	全部會議次數	
Hung Muk Ming 洪木明	2/2		100%
Kang Dian 康典	2/2		100%
Zhang Lu 張璐	2/2		100%

董事會(續)

審核委員會(續)

審核委員會每年最少召開兩次會議，檢討向股東匯報的財務及其他資料、內部監控系統、風險管理及核數程序的效力及客觀性。審核委員會亦會在其職權範圍內所涉及的事宜上擔當董事會與本公司外部核數師之間的重要聯繫，並對外部核數師的獨立性及客觀性做出檢討。

在年內，審核委員會所做的工作包括審閱截止2011年12月31日止年度之業績、2011年度本集團的內部監控系統及截止2012年6月30日止期間之中期業績。於2013年3月21日，本集團截至2012年12月31日止之年度業績，亦經已由審核委員會審閱。

審核委員會聯同董事會已審閱本集團內部監控系統的成效，並且認為就目前而言屬有效及足夠。

審核委員會年內共召開兩次會議，各成員之出席率載列如下：

CORPORATE GOVERNANCE REPORT 企業管治報告

Board of Directors



Remuneration Committee

The Company established a remuneration committee (the "Remuneration Committee") in 2005 and adopted a written terms of reference which conform to the provisions of the CG Code. The terms of reference was revised on 15 February 2012. The written terms of reference is set out in detail on the website of the Company. The current Remuneration Committee comprises two independent non-executive directors namely, Mr. Zhang Lu (Committee Chairman) and Mr. Kang Dian.

The principal duties of the Remuneration Committee are to ensure that there is no director or any of his associates is involved in deciding his own remuneration and that the Company has an equitable and competitive remuneration policy to attract and retain talent persons to serve the Company. The Directors have adopted the model where the Remuneration Committee makes recommendations to the Board on the remuneration packages of individual executive directors and senior management. The Remuneration Committee is also responsible for making recommendations to the Board on the Company's policy and structure for all directors' and senior managements' remuneration and making recommendations to the Board on the remuneration of non-executive directors.

董事會(續)

薪酬委員會

本公司已於2005年成立薪酬委員會(「薪酬委員會」)並採納符合企業管治守則的書面職權範圍書。職權範圍書於2012年2月15日作出修訂。書面職權範圍書之詳情已登載於本公司網站。現任薪酬委員會由兩名獨立非執行董事張璐先生(委員會主席)及康典先生組成。

薪酬委員會的主要職責為確保沒有董事或其聯繫人士參與制定該董事自己的酬金以及本公司存在一套公平且具競爭性的薪酬政策以便吸引及挽留卓越的人才服務本公司。董事採納一項以薪酬委員會向董事會建議個別執行董事及高級行政人員的薪酬待遇的模式。薪酬委員會亦負責就所有董事及高級管理人員的全體薪酬政策及架構向董事會提出建議，亦就非執行董事薪酬向董事會提出建議。

CORPORATE GOVERNANCE REPORT 企業管治報告

Board of Directors

Remuneration Committee

The remuneration package for each employee is structured according to his quality and qualification. The remuneration package will contain a combination or modification of some or all of the following four main components:

1. *Basic salary*

Basic salary ranges for each position are established with reference to the responsibilities and the duties attached to the position. The actual salary for the person filling the position is determined based on the experience and ability of the individual selected for the position.

The basic salary ranges are reviewed periodically by reference to the general market and by comparison to comparable positions at competitors in the relevant industry. The actual salaries of employees are reviewed annually and may be adjusted from time to time based on the cost of living and financial performance of the Company.

Salaries are basic remuneration and not intended to reward performance, either individually or corporately. Performance is rewarded through the other components of the remuneration plan.

2. *Incentive bonus*

Incentive bonus is linked to individual and corporate performance. The incentive bonus for each employee is determined with reference to his position and his/her performance during the year.

董事會(續)

薪酬委員會(續)

每位員工的薪酬待遇按個別的質素與專業資格釐定。薪酬待遇由以下四大項目中其中一部分或全部組成，亦可能有所增減：

1. *基本薪金*

基本薪金是按個別職位及責任而釐定。而擔任該職務的人士實際可取得的基本薪金，則按個別受聘人士的經驗及能力而定。

基本薪金會定期參考一般市場及有關行業的競爭機構中同類職位的薪酬後作出檢討。僱員的實際基本薪金則每年檢討，並可按生活指數及本公司的財務表現不時作出調整。

薪金屬基本薪酬，並非按個別僱員或公司表現而作出的獎賞。薪酬政策中另有其他獎勵性質的項目。

2. *獎勵性花紅*

獎勵性花紅與個別僱員及公司表現掛鉤。每名僱員所得的獎勵性花紅會按其職位及他/她於年內的表現而訂定。

CORPORATE GOVERNANCE REPORT 企業管治報告

Board of Directors

Remuneration Committee

3. Share option

Share options to subscribe for shares in the Company are granted to employees from time to time at the discretion of the Board, in order to retain valuable employees and to motivate future performance of the employees.

Share options granted to individual employee are determined with reference to his position, his performance and his ability to contribute to the overall success of the Group.

4. Other benefits

The Group offers other customary and/or mandatory benefits to employees, such as statutory retirement scheme, employee compensation and medical insurance, paid annual leaves and child education allowance, with reference to the prevailing practices in relevant jurisdictions.

The Remuneration Committee meets regularly to review the Company's human resources matters and remuneration policies. During the year, two Remuneration Committee meetings were held and the attendance of each member is set out below:

Name of director 董事姓名	Number of meetings attended/held 出席會議次數 部會議次數	Attendance rate 出席率
Zhang Lu 張璐	2/2	100%
Kang Dian 康典	2/2	100%

董事會(續)

薪酬委員會(續)

3. 購股權

董事會可不時酌情向僱員授出購股權，以認購本公司股份，以挽留有貢獻的員工並激勵員工繼續努力工作。

個別員工獲授的購股權數目會按其職位、表現及對本集團整體成就所作的貢獻而釐定。

4. 其他福利

本集團亦會參考有關司法管轄權區當前的慣例向僱員提供慣常的及或強性的福利，如法定退休金計劃、僱員賠償、勞工及醫療保險、有薪年假及子女教育津貼。

薪酬委員會定期召開會議審閱本公司的人力資源事宜及薪酬政策。薪酬委員會年內共召開兩次會議，各成員之出席率載列如下：

CORPORATE GOVERNANCE REPORT 企業管治報告

Board of Directors

Remuneration Committee

The Remuneration Committee has reviewed and approved the annual salary adjustments for the year 2013 and the payment of discretionary performance bonus and director fees to the executive and non-executive directors for the year ended 31 December 2012 after taking into consideration the results of the Group, the performance of the directors, the senior management and the employees and the prevailing market practices.

For the year ended 31 December 2012, the remuneration of the members of the senior management by band is set out below:

Remuneration band (HK\$)	薪酬組別 (港元)	Number of person 人數
0 to 1,000,000	0 至 1,000,000	—
1,000,001 to 1,500,000	1,000,001 至 1,500,000	—
1,500,001 to 2,000,000	1,500,001 至 2,000,000	—
2,000,000 above	超過 2,000,000	1

▼

CORPORATE GOVERNANCE REPORT 企業管治報告

Board of Directors

Nomination Committee

The Nomination Committee is responsible for all matters relating to the appointment of directors either to fill casual vacancy or as an addition to the existing Board. According to the Articles of Association of the Company, the Board has the power to appoint any person as a director either to fill a casual vacancy or as an addition to the Board. The director so appointed shall hold office until the next general meeting (in the case of filling a casual vacancy) or until the next annual general meeting (in the case of new addition to the Board) following his appointment and shall then be eligible for re-election. In other cases, all directors, including the Chairman, Vice Chairmen and Managing Director, shall retire by rotation at least once every three years at annual general meetings and be eligible for re-election.

The Nomination Committee is responsible for identifying suitably qualified candidates and making recommendations to the Board for its consideration. The process for selecting and recommending candidates for directorship includes the consideration of referrals and the engagement of external recruitment professionals. The selection criteria are based mainly on the assessment of their characters and their professional qualifications and experience relevant to the Company's business.

The Nomination Committee is also responsible for reviewing the structure, size and composition (including the skills, knowledge and experience) of the Board periodically, assess the independence of independent non-executive directors and making recommendations to the Board on the appointment and re-appointment of directors and succession planning for directors.

On 15 February 2012, Mr. Chen Qiming was nominated and appointed as a non-executive director of the Company and Ms. Wen Jingsong was nominated and appointed as an executive director of the Company. Mr. Chen Qiming was also elected vice chairman of the Board on the same date.

董事會(續)

提名委員會(續)

提名委員會須負責有關填補空缺或增加現有董事會席位而委任董事之所有事項。根據本公司組織章程細則，董事會有權委任任何人士擔任董事職務以填補空缺或增加董事會席位。據此而獲委任的董事只可任職至下一次股東大會(如屬填補臨時空缺)或直至下屆股東週年大會(如屬增加現有董事會的名額)，並於其時有資格重選連任。在其他情況，所有董事(包括主席、副主席及董事總經理)須至少每三年一次輪流於股東週年大會告退，但可膺選連任。

提名委員會須負責物色合適之合資格人選及向董事會作出推薦意見以供考慮。甄選及推薦董事人選之程序包括考慮獲引薦人士及委任專業人事顧問進行招聘。甄選條件主要是考慮彼等的品格以及彼等的專業資格及經驗是否適用於本公司業務。

提名委員會同時亦負責定期檢討董事會的架構、規模及組合(包括技能、知識及經驗)，評估獨立非執行董事的獨立性以及就委聘及重聘董事及董事的繼任計劃向董事會提出建議。

於2012年2月15日，陳啓明先生獲提名及委任為本公司非執行董事；此外，溫勁松女士獲提名及委任為本公司執行董事。陳啓明先生於同日獲推選為董事會副主席。

CORPORATE GOVERNANCE REPORT 企業管治報告

Board of Directors

董事會(續)

Nomination Committee

提名委員會(續)

During the year, one Nomination Committee meeting was held and the attendance of each member is set out below:

年內提名委員會召開了一次會議，各成員之出席率載列如下：

Name of director 董事姓名	Number of meeting attended/held 出席會議次數 全部會議次數	Attendance rate 出席率
Chen Xiaozhou 陳孝周	1/1	100%
Zhang Lu 張璐	1/1	100%
Hung Muk Ming 洪木明	1/1	100%

Directors' and officers' liability insurance and indemnity

董事及管理人員的責任保險及彌償保證

The Company has arranged appropriate liability insurance to indemnify its directors and officers in respect of legal actions against the directors.

本公司已安排適當責任保險以就針對董事的法律訴訟向董事及管理人員作出彌償保證。

Induction and training

就職及培訓

Each newly appointed director, executive or non-executive, is provided with a director's induction package to ensure that he has a proper understanding to his duties and responsibilities. The directors' induction package include an overview of the Group's business operation and governance policies, the directors' responsibilities and duties, relevant regulatory requirements and briefing with the senior management of the Group.

每一位新委任之董事，不論是執行或非執行，均獲發一套董事就職簡介以確保其已恰當地知悉其職責及責任。該份董事就職簡介包括本集團的經營業務及企業管治措施的概覽、董事責任及職責、有關的監管規定以及與本集團高級管理層的簡報。

Pursuant to the CG Code, all directors should participate in continuous professional development to develop and refresh their knowledge and skills. This is to ensure their contribution to the Board remains informed and relevant. During the year, all directors had participated in appropriate continuous professional development activities by way of attending training and/or reading materials relevant to the Company's business or to the directors' duties and responsibilities. All directors have confirmed that, following specific enquiry by the Company, they have complied with the continuous professional development requirement of the CG Code for the year ended 31 December 2012.

根據企業管治守則的規定，所有的董事均需要參與持續專業發展，發展並更新其知識及技能，以確保其繼續在具備全面資訊及切合所需的情況下對董事會作出貢獻。年內，所有董事均已透過出席培訓及或閱讀與本公司業務或與董事職責及責任相關的材料參與適當的持續專業發展活動。經本公司具體查詢後，所有董事均已確認彼等於截止2012年12月31日止年度已遵守企業管治守則規定的持續專業發展要求。

CORPORATE GOVERNANCE REPORT 企業管治報告

Board of Directors

Induction and training

The training attended by each director of the current Board during the year is summarized below.

Name of director 董事姓名	Type of trainings 培訓方式(附註 1)	Training matters 培訓事項(附註 2)
Executive directors 執行董事		
Gao Jian Min 高建民	a, b	i, ii, iv
Liu Tianni 劉天倪	a, b	i, ii, iv
Gu Jianguo 顧建國	a, b	i, ii, iv
Non-executive directors 非執行董事		
Chen Xiaozhou 陳孝周	a, b	i, ii, iv
Hui Xiao Bing 惠小兵	a, b	i, ii, iv
Chen Qiming 陳啓明	a, b	i, ii, iv
Independent non-executive directors 獨立非執行董事		
Kang Dian 康典	a, b	i, ii, iv
Zhang Lu 張璐	a, b	i, ii, iv
Hung Muk Ming 洪木明	a, b	i, ii, iii

a: attending seminars or training sessions

b: reading newspapers, journals and updates relating to economy, general business or directors' duties and



CORPORATE GOVERNANCE REPORT 企業管治報告

Auditor's Remuneration

The Group's consolidated financial statements for the year ended 31 December 2012, were audited by Deloitte Touche Tohmatsu ("Deloitte") at a total fees of approximately HK\$2.9 million. The said audit fee was approved by the Audit Committee and endorsed by the Board. In addition, the Group also paid fees of not more than HK\$0.2 million in aggregate to Deloitte Touche Tohmatsu for the provision of taxation services during the 2012.

The Audit Committee considers that the taxation services did not (in terms of the nature of the services and the amount of fees paid in relation to the audit fees) affect the independence of Deloitte.

Directors' Responsibility Statement

The Board acknowledges its responsibilities for the preparation of the financial statements of the Company for each financial year, which give a true and fair view of the state of the affairs, results and cash flow of the Group for that year in compliance with the relevant laws and disclosure provision of the Listing Rules.

In preparing the financial statements for the year ended 31 December 2012, the directors have selected suitable accounting policies and applied them consistently; adopted appropriate Hong Kong Financial Reporting Standards and Hong Kong Accounting Standards; made adjustments and estimates that are prudent and reasonable; and have prepared the consolidated financial statements on the going concern basis. Up to the date of this report, the directors are not aware of any material uncertainties that will seriously affect the going concern basis of the Group.

核數師酬金

本集團截至2012年12月31日止年度綜合財務報表由德勤關黃陳方會計師行(「德勤」)審核，核數費用總額約為2,900,000港元。該項核數費用已獲得審核委員會批准並得到董事會背書認可。此外，本集團於2012年度內，亦有向德勤支付總額不多予200,000港元的稅務服務費用。

審核委員會認為該等稅務服務費用(就服務性質及相對於核數費用的總額而言)並沒有對德勤的獨立性構成影響。

董事關於賬目的責任聲明

董事會確認其對各財政年度所編制的本公司財務報表的責任，該等財務報表應遵從有關法律及上市規則的披露規定，真確地反映本集團於該年度的業務狀況、業績及現金流。

在編制截至2012年12月31日止年度之綜合財務報表時，董事已選取合適的會計政策，並貫徹應用；採用適當的香港財務報告準則及香港會計準則；作出審慎及合理的調整估計；及按持續經營基準編制綜合財務報表。截至本報告日止，董事並不獲悉任何將會嚴重地影響持續經營基準的重大不確定因素。

CORPORATE GOVERNANCE REPORT 企業管治報告

Directors' Responsibility Statement

The directors are also responsible for keeping proper accounting records, which disclose with reasonable accuracy at any time the financial position of the Company. The directors also have general responsibilities for setting up an appropriate internal control system, which is mainly to safeguard the assets of the Group and to prevent and detect fraud and other irregularities. The directors have reviewed the internal control system of the Group and are satisfied that the internal control system of the Group is functioning properly.

Shareholders' Rights

Set out below is a summary of certain rights of the shareholders of the Company as required to be disclosed pursuant to the mandatory disclosure requirements under the CG Code which is effective from 1 April 2012.

Convening of extraordinary general meeting on requisition by shareholders

In accordance with section 113 of the Companies Ordinance (Chapter 32 of the laws of Hong Kong), shareholder(s) holding at the date of the deposit of the requisition not less than one-twentieth of such of the paid-up capital of the Company which as at the date of the deposit carries the right of voting at general meetings of the Company, may require the directors of the Company to convene an extraordinary general meeting ("EGM"). The written requisition must state the objects of the meeting and must be signed by the shareholder(s) concerned and deposited at the registered office of the Company at Suite 4901, 49/F, Office Tower, Convention Plaza, 1 Harbour Road, Wanchai, Hong Kong for the attention of the Company Secretary. The requisition may consist of several documents in like form, each signed by one or more of the shareholders concerned

董事關於賬目的責任聲明(續)

董事亦負責保存適當的會計紀錄，使於任何時間能合理準確地反映本公司的財務狀況。董事亦有一般責任設立適當的內部監控系統，其主要目的為保障本集團資產與防止及揭發舞弊以及其他不當的行為。董事已檢討過本集團的內部監控系統並認為本集團的內部監控系統行之有效。

股東權利

根據於2012年4月1日起生效的企業管治守則的強制性披露規定須予披露的本公司股東的若干權利摘要如下。

應股東的請求召開股東特別大會

根據香港法列第32章《公司條例》第113條，在存放請求書當日持有本公司不少於二十分之一已繳足且在該請求書存放當日附有權利在本公司股東大會上表決的資本的股東，可要求本公司董事召開股東特別大會（「股東特別大會」）。該書面請求書必須述明大會的目的，由有關股東簽署及存放於本公司的註冊辦事處（地址為香港灣仔港灣道1號會展廣場辦公大樓49樓4901室），並註明公司秘書收。請求書可包含數份同樣格式的文件，而每份文件均由一名或多於一名有關股東簽署。

Shareholders' Rights 股東權利

Convening of extraordinary general meeting on requisition by shareholders 應股東的請求召開股東特別大會

If the directors of the Company do not within 21 days from the date of the deposit of the requisition proceed duly to convene an EGM for a day not more than 28 days after the date on which the notice convening the EGM is given, the shareholder(s) concerned, or any of them representing more than one-half of the total voting rights of all of them, may themselves convene an EGM, provided that the EGM so convened shall not be held after the expiration of 3 months from the said date.

The EGM convened by shareholders shall be convened in the same manner, as nearly as possible, as that in which general meetings are to be convened by the directors of the Company.

Procedures for directing shareholders' enquires to the Board 向董事會傳達股東查詢的程序

Shareholders can raise enquiries to the Board. All enquiries shall be in writing and sent by post to the registered office of the Company at Suite 4901, 49/F, Office Tower, Convention Plaza, 1 Harbour Road, Wanchai, Hong Kong for the attention of the Company Secretary.

The Company Secretary shall forward the shareholders enquiries and concerns to the Board and/or relevant board committees of the Company, where appropriate, to answer the shareholders' questions.

股東權利(續)

應股東的請求召開股東特別大會(續)

倘本公司董事在該份請求書存放日期起計21天內，未有在召開股東特別大會通告發出日期後28天內妥為安排召開股東特別大會，則該等股東或佔該等全體股東總表決權一半以上的任何股東，可自行召開股東特別大會，但如此召開的股東特別大會不得在上述日期起計3個月屆滿後舉行。

由股東召開的股東特別大會，須盡可能以接近由本公司董事召開股東特別大會的相同方式召開。

向董事會傳達股東查詢的程序

股東可向董事會作出查詢。所有查詢均須為書面形式，並以郵遞方式送達本公司註冊辦事處(地址 香港灣仔港灣道1號會展廣場辦公大樓49樓4901室)，由公司秘書收啟。

公司秘書將轉交股東的查詢及關注事項予本公司的董事會及 或有關的董事會委員會(若適當)，以便回覆股東的提問。

Shareholders' Rights

Procedures for putting forward proposals at general meetings by shareholders

Shareholders are requested to follow section 115A of the Companies Ordinance (Chapter 32 of the Law of Hong Kong) for including a resolution at an annual general meeting of the Company ("AGM"). The requirements and procedures are set out below:

- (i) Any number of shareholders representing not less than one-fortieth of the total voting rights of all shareholders having at the date of the requisition a right to vote at the an AGM to which the requisition relates, or not less than 50 shareholders holding shares in the Company on which there has been paid up an average sum, per shareholder, of not less than HK\$2,000, may submit a requisition in writing to put forward a resolution which may properly be moved

CORPORATE GOVERNANCE REPORT 企業管治報告

Shareholders' Rights 股東權利

Procedures for putting forward proposals at general meetings by shareholders 股東於股東大會上提出議案的程序

(iii) However if, after a copy of a requisition requiring notice of a resolution has been deposited at the registered office of the Company, an AGM is called for a date 6 weeks or less after the copy has been deposited, the copy though not deposited within the time required as referred to in the above shall be deemed to have been properly deposited.

Proposing directors for election at general meetings 在股東大會上建議候選董事

In respect of proposing a person for election as a director of the Company at general meetings, please refer to the procedures available on the website of the Company at www.silvergrant.com.hk.

Constitutional documents 組織章程文件

During the year, there is no significant change in the Company's constitutional documents.

Communication with Shareholders 與股東的溝通

The Company endeavours to maintain a high level of transparency in communicating with shareholders and investors at large. In order to enhance the transparency of shareholders' voting in general meeting, separate resolutions are proposed at general meeting on each substantially separate issue, including the election of individual director and all resolutions are voted on by poll. The Company will engage external scrutineer to count the vote. The poll voting results will be published on the Stock Exchange's website and on the Company's website at a later time on the same business day. In addition, the requirement for resolutions to be voted by poll is stated in the circular or annual report to be despatched to shareholders. Moreover, at general meeting but before voting, the chairman of the meeting will explain to shareholders the described procedures for conducting a poll.

股東權利(續)

股東於股東大會上提出議案的程序(續)

(iii) 然而，如在要求發出決議案通知的請求書存放於本公司註冊辦事處後，股東週年大會於存放請求書日起6個星期或更短時間內召開，該份請求書雖然未能在上述規定的時限內存放仍可被視為已妥善存放。

在股東大會上建議候選董事

就擬在股東大會上建議候選本公司董事的人士而言，請參閱本公司網站www.silvergrant.com.hk所載之程序。

組織章程文件

年內，本公司的組織章程文件並無重大變動。

與股東的溝通

本公司在與股東及大眾投資者溝通時，一直盡量保持高度透明度。此外，為了加強股東大會上股東投票的高度透明，本公司於股東大會上對所有涉及具體事項的決議案包括選舉個別董事等均分開進行議案表決，而所有議案均採取按點票進行表決。為此，本公司會委任外部監票員進行點票工作，點票方式的投票結果亦會於有關大會結束後的同一個工作日內的稍後時間上載及刊登於聯交所網頁及本公司網頁。此外，有關議案採取按點票方式進行表決的規定也會列於寄給股東的通函或年報內。同時於股東大會舉行但投票進行之前，會議主席會首先向股東解釋以按點票方式進行表決的詳細程序。

CORPORATE GOVERNANCE REPORT 企業管治報告

Communication with Shareholders



The Company has maintained a website at <http://www.silvergrant.com.hk> which enables shareholders, investors and the general public to have an open access to the information of the Company. Financial information and all corporate communications of the Company are made available on the Company's website and are updated regularly.

Shareholders who wish to raise any queries with the Board may write to the Company Secretary at Suite 4901 49/F, Office Tower, Convention Plaza, 1 Harbour Road, Wanchai, Hong Kong.

與股東的溝通(續)

本公司常設一個網站於 <http://www.silvergrant.com.hk>，以為股東、投資者及公眾人士提供一個公開渠道取得本公司之資料。本公司財務資料及所有與股東之間的公司通訊均已上載於本公司網站，並且會定期作出更新。

倘若股東需要向董事會提出查詢，可隨時致函本公司公司秘書，地址：香港灣仔港灣道1號會展廣場辦公大樓49樓4901室。

DIRECTORS 'REPORT 董事會報告

The Board present their annual report and the audited consolidated financial statements for the year ended 31 December 2012.

Principal Activities

The Company is an investment holding company and engaged in property investment and securities trading. The Company and its subsidiaries are principally engaged in property investment, other investments, distressed assets business and production and trading of petrochemical products. Details of the principal activities of the Company's subsidiaries and the Group's associates, jointly controlled entities are set out in note 52 to the consolidated financial statements.

Results and Appropriations

The results of the Group and appropriations of the Company for the year ended 31 December 2012 are set out in the consolidated income statement on page 71.

The Board recommend the payment of a final dividend of HK\$0.05 per share to the shareholders on the register of members on 31 May 2013, amounting to approximately HK\$115,242,000.

Fixed Assets

The Group's leasehold land and buildings were revalued at 31 December 2012. Surplus on revaluation of the leasehold land and buildings amounted to approximately HK\$48,124,000 which was credited to the asset revaluation reserve.

During the year, the Group and the Company revalued all of its investment properties at 31 December 2012. The increase in fair value of investment properties, which has been credited directly to the consolidated income statement, amounted to approximately HK\$44,013,000.

董事會謹提呈截至2012年12月31日止年度之年報及經審核綜合財務報表。

主要業務

本公司為一間投資控股公司並從事物業投資及證券買賣業務。本公司及其附屬公司的主要業務為從事物業投資、其他投資，不良資產業務及石油化工產品生產及銷售。本公司各附屬公司及本集團各聯營公司、各共同控制公司的主要業務詳情載列於綜合財務報表附註52。

業績及分配

截至2012年12月31日止年度，本集團的業績及本公司的分配載列於第71頁之綜合收益表。

董事會建議派發末期股息，每股0.05港元予2013年5月31日名列股東名冊之股東，合共約115,242,000港元。

固定資產

本集團的租賃土地及樓宇於2012年12月31日之價值經已作出重估。租賃土地及樓宇重估收益金額約為48,124,000港元已計入資產重估儲備。

於年內，本集團及本公司經已重估其所有投資物業於2012年12月31日之價值。投資物業公允值增加之金額約為44,013,000港元，並經已直接計入於綜合收益表中。

DIRECTORS' REPORT 董事會報告

Fixed Assets

Details of the valuation and movements of the investment properties and property, plant and equipment of the Group and of the Company during the year are set out in notes 16 and 17 to the consolidated financial statements respectively.

Details of the major investment properties of the Group at 31 December 2012 are set out in the section under "Summary of Investment Properties" of this Annual Report.

Share Capital

Details of movements during the year in the share capital of the Company are set out in note 37 to the consolidated financial statements.

Distributable Reserves of the Company

The Company's reserves available for distribution to shareholders as at 31 December 2012 comprised the retained profits of approximately HK\$355,635,000.

Directors

The directors of the Company during the year and up to the date of this report were:

Executive Directors

Gao Jian Min
Liu Tianni
Gu Jianguo
Zhang Zhongqiu
Chow Kwok Wai
Li Xianli
Wen Jinsong

固定資產(續)

有關本集團及本公司的投資物業及物業、廠房及設備於年內之估值詳情及變動，經已分別載列於綜合財務報表附註16及17。

有關本集團主要投資物業於2012年12月31日之詳情，已載列於本年報之「投資物業概要」部分。

股本

本公司股本於年內之變動詳情載於綜合財務報表附註37。

本公司的可供分派儲備

本公司於2012年12月31日的可供分派予股東之儲備包括保留溢利約為355,635,000港元。

董事

年內及截至本報告刊發日期當日之本公司董事如下：

執行董事

高建民(董事總經理)
劉天倪(副董事總經理)
顧建國
張中秋(於2012年12月28日辭職)
周國偉(於2012年12月28日辭職)
李現立(於2012年2月15日辭職)
溫勁松(於2012年2月15日獲委任及於2012年12月28日辭職)

DIRECTORS' REPORT 董事會報告

Directors

Non-executive Directors

Chen Xiaozhou
Hui Xiao Bing
Chen Qiming
Yang Zhao

Independent Non-executive Directors

Kang Dian
Zhang Lu
Hung Muk Ming

The term of office of each director, including the non-executive directors and independent non-executive directors, is the period up to his retirement by rotation in accordance with the Company's Articles of Association.

In accordance with the provisions of the Company's Articles of Association, Messrs. Gao Jian Min, Gu Jianguo and Hui Xiao Bing shall retire by rotation at the forthcoming annual general meeting. They, being eligible, offer themselves for re-election. The remaining directors shall remain in office.

Directors' Service Contracts

Other than as disclosed in the section headed "Connected Transaction" below, no director proposed for re-election at the forthcoming annual general meeting has a service contract, which is not determinable by the Group within one year without payment of compensation (other than statutory compensation).

董事(續)

非執行董事

陳孝周(主席)
惠小兵(副主席)
陳啓明(副主席)
(於2012年2月15日獲委任)
楊兆(副主席)
(於2012年2月15日辭職)

獨立非執行董事

康典
張璐
洪木明

每位董事包括非執行董事及獨立非執行董事的任期為直至其根據本公司的組織章程細則輪值告退當日為止之期間。

按照本公司組織章程細則之條文，高建民先生、顧建國先生及惠小兵先生均須於應屆股東週年大會上輪值告退。彼等均符合資格並尋求膺選連任。其餘董事將會繼續留任。

董事之服務合約

除下文「關連交易」部份所披露者外，於即將舉行之股東週年大會膺選連任之董事概無與本集團訂立於一年之內不作出賠償(法定賠償除外)則不可終止之服務合約。

DIRECTORS' REPORT 董事會報告

Directors' Interest in Shares

As at 31 December 2012, none of the directors and the chief executive of the Company nor any of its associates had any interests or short positions in any shares, underlying shares and debentures of the Company or any of its associated corporations (within the meaning of Part XV of the Securities and Futures Ordinance ("SFO") as recorded in the register as required to be kept by the Company under Section 352 of the SFO or as otherwise notified to the Company and the Stock Exchange of Hong Kong Limited (the "Stock Exchange") pursuant to the Model Code for Securities Transactions by Directors of Listed Issuers. None of the directors or their spouses or children under the age of 18, had been granted any right to subscribe for the equity or debt securities of the Company or any of its associated corporation, or had exercised any such right during the year.

Share Options

Details of the share option scheme adopted by the Company on 27 May 2002 (the "Option Scheme") are set out in note 49 to the consolidated financial statements.

During the year, no share options were granted to the directors and other employees under the Option Scheme.

Arrangements to Purchase Shares or Debentures

At no time during the year was the Company or any of its subsidiaries, a party to any arrangements to enable the directors of the Company to acquire benefits by means of the acquisition of shares in, or debenture of, the Company or any other body corporate, and neither the directors nor the chief executive nor any of their spouse or children under the age of 18, had any right to subscribe for the securities of the Company, or had exercised any such right.

董事之股份權益

於2012年12月31日，本公司的董事及行政總裁及其任何關聯人士概無於本公司或其任何相聯法團(定義見證券及期貨條例「證券及期貨條例」)第XV部的股份、相關股份及債權證中，擁有根據證券及期貨條例第352條須存置於本公司的登記冊或根據上市發行人董事進行證券交易的標準守則須以其他方式知會本公司及香港聯合交易所有限公司(「聯交所」)的權益或淡倉。概無董事或彼等的配偶或18歲以下的子女獲授任何權利以認購本公司或其任何相聯法團的股本或債券，或於年內已行使任何上述權利。

購股權

本公司於2002年5月27日採納的購股權計劃(「購股權計劃」)之詳情載列於綜合財務報表附註49。

年內並無根據購股權計劃項下授出任何購股權予董事及其他僱員。

購買股份或債權證的安排

本公司或其任何附屬公司概無於年內的任何時間以訂約一方身份訂立任何安排以促使本公司的董事可籍購入本公司或任何其他法人實體的股份或債權證以得益，及亦無董事或行政總裁或任何彼等配偶或18歲以下子女，擁有任何權利可認購本公司證券或曾行使任何該等權利。

DIRECTORS' REPORT 董事會報告

Directors' Interests in Contracts of Significance

Other than as disclosed in the section headed "Connected Transaction" below, no contracts of significance to which the Company or its subsidiaries was a party and in which a director of the Company had a material interest, whether directly or indirectly, subsisted at the end of the year or at any time during the year.

Substantial Shareholders

As at 31 December 2012, persons other than a director or chief executive of the Company having interest in 5% or more of the issued share capital of the Company as recorded in the register required to be kept by the Company under Section 336 of SFO were as follows:

Long positions in shares and underlying shares of the Company as at 31 December 2012 are set out below:

Name of substantial shareholder 主要股東名稱	Capacity 身份	Number of ordinary shares 普通股股份數目	Total interests 權益總額	Percentage of the issued share capital 佔全部已發行 股本百分比
Silver Grant Group Limited 銀建集團有限公司	Beneficial owner 實益擁有人	234,072,022	234,072,022 ↓ (附註 i)	10.15%
China Cinda Asset Management Co., Ltd. 中國信達資產管理股份有限公司	Interest of controlled corporation 受控制法團權益	438,056,000	438,056,000 ↓ (附註 ii)	19.01%
China Guangdong Nuclear Power Holding Co., Ltd. 中國廣東核電集團有限公司	Interest of controlled corporation 受控制法團權益	364,140,000	364,140,000 ↓ (附註 iii)	15.80%
Liu Yang 劉央	Interest of controlled corporation 受控制法團權益	169,700,000	169,700,000 ↓ (附註 iv)	7.36%

董事於重大合約的權益

除於下文「關連交易」部分所披露者外，本公司或其附屬公司於年結日或於年內任何時間，概無以訂約一方身份訂立任何本公司董事於其中擁有(不論是直接或間接的)重大利益的重大合約。

主要股東

於2012年12月31日，於本公司根據證券及期貨條例第336條規定須予存置的登記冊記錄所顯示，除本公司董事或行政總裁以外，擁有佔本公司已發行股本5%或以上權益的人士如下：

於2012年12月31日，於本公司股份及相關股份的好倉載列如下：

DIRECTORS 'REPORT 董事會報告

DIRECTORS' REPORT 董事會報告

Substantial Shareholders

iv. The following is a breakdown of the interests in shares of the Company held by Ms. Liu Yang:

Name of controlled corporation 受控法團名稱	Name of controlling shareholder 控權股東名稱	Percentage of control 控制百分率	Total interest in shares 股份權益總數	
			Direct interest 直接權益	Indirect interest 間接權益
Atlantis Capital Holdings Limited	Liu Yang 劉央	100%	—	169,700,000
Atlantis Fund Management (Ireland) Limited	Atlantis Capital Holdings Limited	100%	54,500,000	—
Atlantis Investment Management (London) Limited	Atlantis Capital Holdings Limited	100%	54,500,000	—
Atlantis Investment Management (Hong Kong) Limited	Atlantis Capital Holdings Limited	100%	169,700,000	—
Riverwood Asset Management (Cayman) Limited	Liu Yang 劉央	100%	6,000,000	—

Other than as disclosed above, the register required to be kept under Section 336 of the SFO showed that the Company had not been notified of any other interest or short position in the shares and underlying shares of the Company as at 31 December 2012.

Annual Confirmation of Independence

The Company has received, from each of the independent non-executive directors, an annual confirmation of his independence pursuant to Rule 3.13 of the Listing Rules. The Company considers all of the independent non-executive directors are independent.

主要股東(續)

附註:(續)

iv. 以下為劉央女士所持有本公司之股份權益細節:

Percentage of control 控制百分率	Total interest in shares 股份權益總數	
	Direct interest 直接權益	Indirect interest 間接權益
100%	—	169,700,000
100%	54,500,000	—
100%	54,500,000	—
100%	169,700,000	—
100%	6,000,000	—

除上文所披露者外，根據證券及期貨條例第336條規定須予存置的登記冊所顯示，本公司並無接獲有關於2012年12月31日在本公司股份及相關股份中擁有任何其他權益或淡倉的申報。

獨立性的年度確認

本公司已取得各獨立非執行董事根據上市規則第3.13條項下就其獨立性所作出的年度確認函。本公司認為所有獨立非執行董事均為獨立的。

DIRECTORS 'REPORT 董事會報告

Connected Transaction

A service agreement dated 28 December 2004 was entered into between Mr. Gao Jian Min ("Mr. Gao") and the Company. Pursuant to the terms and conditions set out therein, the Company agreed to employ and Mr. Gao agreed to serve the Company as a Managing Director by providing the Company with the services as described in the service agreement for a term of 3 years from 28 December 2004 to 27 December 2007, which term shall continue thereafter until determined by either party giving to the other not less than 3-months prior written notice.

Purchase, Sales or Redemption of Listed Securities

During the year, neither the Company nor any of its subsidiaries purchased, sold or redeemed any of its listed securities.

Emolument Policy

The emolument policy of the employees of the Group is set up by the Remuneration Committee and is based on their merit, qualifications and competence.

The emoluments of the directors of the Company are reviewed and recommended to the Board by the Remuneration Committee, having regard to the Company's operating results, individual performance and comparable market practices.

The Company has adopted a share option scheme as an incentive to directors and eligible employees, details of the scheme is set out in note 49 to the consolidated financial statements.

Annual General Meeting

The annual general meeting of the Company will be held at Boardroom 3 & 4, Mezzanine Floor, Renaissance Harbour View Hotel Hong Kong, 1 Harbour Road, Wanchai, Hong Kong on Monday, 20 May 2013 at 10:00 a.m..

關連交易

於2004年12月28日，高建民先生(「高先生」)與本公司簽訂一份服務協議。根據該協議所載之條款及條件，本公司同意聘請高先生，而高先生同意受聘出任本公司董事總經理職務，為本公司提供服務協議內所羅列之服務，任期3年，由2004年12月28日至2007年12月27日止。該任期將維持有效直至任何一方給予對方不少於3個月之書面事前通知終止為止。

購回、出售或贖回上市證券

年內，本公司或其任何附屬公司概無購回、出售或贖回本公司任何上市證券。

酬金政策

本集團僱員的酬金政策乃由薪酬委員會按僱員的功績、資歷及能力制定。

本公司董事的酬金乃由薪酬委員會經考慮本公司的經營業績、個人表現及可供比較的市場慣例後檢討及向董事會提出建議。

本公司經已採納一項購股權計劃，作為董事及合資格僱員的一項鼓勵，該計劃之詳情載列於綜合財務報表附註49。

股東週年大會

本公司將於2013年5月20日(星期一)上午10時正假座香港灣仔灣道一號香港萬麗海景酒店閣樓會議廳3及4舉行股東週年大會。

DIRECTORS' REPORT 董事會報告

Sufficiency of Public Float

Based on the information that is publicly available to the Company and within the knowledge of its directors, during the year and up to the date of this report, there is sufficient public float of not less than 25% of the Company's issued shares as required under the Listing Rules.

Major Customers and Suppliers

The Group's revenue comprises rental income from leasing of properties, dividend income from listed and unlisted securities, net gain on disposal of held-for-trading investments, income from property management, income from sales of properties, interest income from interest in distressed assets and income from production and trading of petrochemical products.

The aggregate amount of purchases and revenue attributable to the Group's five largest suppliers and customers were less than 30% of the Group's total purchases and revenue for the year.

Closure of Register of Members

To ascertain the shareholders' entitlement to attend and vote at the forthcoming annual general meeting, the register of members of the Company will be closed from Wednesday, 15 May 2013 to Monday, 20 May 2013, both days inclusive, during which period no transfers of shares will be effected. In order to be eligible to attend and vote at the forthcoming annual general meeting, all duly completed transfer forms accompanied by the relevant share certificates must be lodged with the share registrar of the Company, Tricor Secretaries Limited, at 26th Floor, Tesbury Centre, 28 Queen's Road East, Wanchai, Hong Kong not later than 4:30 p.m. on Tuesday, 14 May 2013.

公眾持股量的足夠性

根據本公司取得的公開資料及就董事所知悉，於年內及截至本報告日，本公司的已發行股份有足夠並超過上市規則項下規定之25%公眾持股量。

主要客戶及供應商

本集團的收入包含出租物業之租金收入、上市及非上市證券之股息收入、出售持作買賣投資之淨收益、物業管理收入、物業銷售收入、不良資產權益利息收入及石油化工產品生產及銷售收入。

年內，本集團於五大供應商及客戶的累積採購額及收入分別佔本集團的採購總額及收入總額不足30%。

暫停辦理股份過戶登記

為確定股東享有出席應屆股東週年大會及投票之權利，本公司將於2013年5月15日(星期三)至2013年5月20日(星期一)首尾兩天包括在內)暫停辦理本公司

DIRECTORS' REPORT 董事會報告

Closure of Register of Members

Subject to the approval of the shareholders at the forthcoming annual general meeting, the proposed final dividend will be payable to the shareholder whose names appear on the register of members of the Company on 31 May 2013. To ascertain the shareholders' entitlement to the proposed final dividend, the register of members of the Company will be closed on Friday, 31 May 2013 during that date no transfer of shares will be registered. In order to qualify for the proposed final dividend, all duly completed transfer forms accompanied by the relevant share certificates must be lodged with the share registrar of the Company, Tricor Secretaries Limited at 26th Floor, Tesbury Centre, 28 Queen's Road East, Wanchai, Hong Kong not later than 4:30 p.m. on Thursday, 30 May 2013.

Events after the Reporting Period

No significant event occurring after the end of the reporting period.

Auditor

A resolution will be submitted to the forthcoming annual general meeting to re-appoint Messrs. Deloitte Touche Tohmatsu as auditor of the Company.

By order of the Board

Hui Xiao Bing



Hong Kong, 21 March 2013

暫停辦理股份過戶登記(續)

待獲股東於應屆股東週年大會通過後，所建議之末期股息將派發予於2013年5月31日當日名列本公司股東名冊之股東。為確定股東享有收取建議派發末期股息之權利，本公司將於2013年5月31日(星期五)暫停辦理股份過戶登記手續，當日不會登記任何股份轉讓。為確保符合資格收取建議之末期股息，所有填妥之股份過戶文件連同有關股票最遲須於2013年5月30日(星期四)下午4時30分前存放在本公司股份過戶登記處，卓佳秘書商務有限公司，地址為香港灣仔皇后大道東28號金鐘匯中心26樓。

本報告期後事項

有關本報告期日後並無發生之重大事項。

核數師

有關續聘德勤•關黃陳方會計師行為本公司核數師之決議案將於應屆股東週年大會提呈。

承董事會命

副主席

惠小兵

香港，2013年3月21日

INDEPENDENT AUDITOR'S REPORT 獨立核數師報告

To the members of
SILVER GRANT INTERNATIONAL INDUSTRIES LIMITED

致 銀建國際實業有限公司列位股東
(在香港註冊成立的有限責任公司)

We have audited the consolidated financial statements of Silver Grant International Industries Limited (the "Company") and its subsidiaries (collectively referred to as the "Group") set out on pages 71 to 214, which comprise the consolidated and Company's statements of financial position as at 31 December 2012, and the consolidated income statement, consolidated statement of changes in equity and consolidated statement of cash flows for the year then ended, and a summary of significant accounting policies and other explanatory information.

Directors' Responsibility for the Consolidated Financial Statements

The directors of the Company are responsible for the preparation of the consolidated financial statements that give a true and fair view in accordance with Hong Kong Financial Reporting Standards issued by the Hong Kong Institute of Certified Public Accountants and the Hong Kong Companies Ordinance, and for such internal control as the directors determine is necessary to enable the preparation of consolidated financial statements that are free from material misstatement, whether due to fraud or error.

致
銀建國際實業有限公司列位股東
(在香港註冊成立的有限責任公司)

本核數師(以下簡稱「我們」)已審核列載於第71頁至第214頁銀建國際實業有限公司(以下簡稱「貴公司」)及其附屬公司(以下合稱「貴集團」)的綜合財務報表,此綜合財務報表包括於+ 14 24 2 1於於公司司合財務

於表表表務於表表表司
括頁,頁頁合 頁,

INDEPENDENT AUDITOR'S REPORT 獨立核數師報告

Auditor's Responsibility

Our responsibility is to express an opinion on these consolidated financial statements based on our audit and to report our opinion solely to you, as a body, in accordance with section 141 of the Hong Kong Companies Ordinance, and for no other purpose. We do not assume responsibility towards or accept liability to any other person for the contents of this report. We conducted our audit in accordance with Hong Kong Standards on Auditing issued by the Hong Kong Institute of Certified Public Accountants. Those standards require that we comply with ethical requirements and plan and perform the audit to obtain reasonable assurance about whether the consolidated financial statements are free from material misstatement.

An audit involves performing procedures to obtain audit evidence about the amounts and disclosures in the consolidated financial statements. The procedures selected depend on the auditor's judgment, including the assessment of the risks of material misstatement of the consolidated financial statements, whether due to fraud or error. In making those risk assessments, the auditor considers internal control relevant to the entity's preparation of the consolidated financial statements that give a true and fair view in order to design audit procedures that are appropriate in the circumstances, but not for the purpose of expressing an opinion on the effectiveness of the entity's internal control. An audit also includes evaluating the appropriateness of accounting policies used and the reasonableness of accounting estimates made by the directors, as well as evaluating the overall presentation of the consolidated financial statements.

We believe that the audit evidence we have obtained is sufficient and appropriate to provide a basis for our audit opinion.

核數師的責任

我們的責任是根據我們的審核對該等綜合財務報表作出意見。我們的報告僅按照香港公司條例第141條，為股東(作為一個團體)而編制，並不為其他任何目的。我們並不就本報告的內容對任何其他人士承擔任何義務或接受任何責任。我們已根據香港會計師公會頒佈的香港審計準則進行審核。這些準則要求我們遵守道德規範，並規劃及執行審核，以合理確定此等綜合財務報表是否不存在重大錯誤陳述。

審核涉及執执行程序以獲取有關綜合財務報表所載金額及披露資料的審核憑證。所選定的程序取決於核數師的判斷，包括評估由於欺詐或錯誤而導致綜合財務報表存有重大錯誤陳述的風險。在評估該等風險時，核數師考慮與該公司編製及真實而公平地列報綜合財務報表相關的內部控制，以設計適當的審核程序，但並非為對貴公司的內部控制的效能發表意見。審核亦包括評價貴公司董事所採用的會計政策的合適性及作出的會計估計的合理性，以及評價綜合財務報表的整體列報方式。

我們相信，我們所獲得的審核憑證是充足和適當地為我們的審核意見提供基礎。

INDEPENDENT AUDITOR'S REPORT 獨立核數師報告

Opinion

In our opinion, the consolidated financial statements give a true and fair view of the state of affairs of the Company and of the Group as at 31 December 2012 and of the Group's profit and cash flows for the year then ended in accordance with Hong Kong Financial Reporting Standards and have been properly prepared in accordance with the Hong Kong Companies Ordinance.

Deloitte Touche Tohmatsu



Hong Kong
21 March 2013

意見

我們意見認為，該等綜合財務報表已根據香港財務報告準則真實而公平地反映 貴公司及貴集團於2012年12月31日的事務狀況及 貴集團截至該日止年度的溢利及現金流量，並已按照香港公司條例妥為編制。

德勤•關黃陳方會計師行
執業會計師

香港
2013年3月21日

CONSOLIDATED INCOME STATEMENT 綜合收益表

For the year ended 31 December 2012

截至2012年12月31日止年度

	附註	2012 HK\$'000 千港元	2011 / / 千港元
Property management fee income	物業管理費收入	178,011	159,848
Rental income	租金收入	36,352	45,518
Sales of petrochemical products	石油化工產品銷售	324,434	204,023
		538,797	409,389
Cost of sales and services	銷售及服務成本	(477,569)	(342,578)
		61,228	66,811
Income from investment in distressed assets through establishment of a special purpose vehicle	通過成立特殊目的載體投資不良資產之收入	—	26,815
Dividend income from listed and unlisted securities	上市及非上市證券股息收入	11,246	26,402
Other income, gains and losses	其他收入、收益及虧損	189,787	120,293
Change in fair value of held-for-trading investments	持作買賣投資公允值變動	12,629	(95,083)
Administrative expenses	行政費用	(216,071)	(185,939)
Gain on disposal of available-for-sale investments	出售可供出售投資收益	309,637	169,355
Impairment loss recognised on available-for-sale investments	可供出售投資確認之減值虧損	(133,646)	—
Reversal of revaluation deficit of leasehold properties	租賃物業重估虧損回撥	—	8,387
Change in fair value of investment properties	投資物業之公允值變動	44,013	54,828
Change in fair value of loan receivables with embedded derivative	附有嵌入式衍生工具之應收貸款之公允值變動	(39,822)	95,765
Finance costs	財務費用	(49,897)	(20,304)
Change in fair value of structured finance securities	結構性金融證券之公允值變動	323	1,135
Gain on deemed disposal of a jointly controlled entity	視同出售一間共同控制公司的收益	—	35,072
Gain on disposal of subsidiaries	出售附屬公司收益	126,306	64,907
Share of results of associates	攤佔聯營公司業績	(77,831)	10,434
Share of results of jointly controlled entities	攤佔共同控制公司業績	5,541	92,263
Profit before taxation	除稅前溢利	243,443	471,141
Taxation charge	稅項支出	(62,126)	(82,391)
Profit for the year	年內溢利	181,317	388,750
Profit for the year attributable to:	年內溢利應佔：		
Owners of the Company	本公司擁有人	103,785	375,592
Non-controlling interests	非控制權益	77,532	13,158
		181,317	388,750
Earnings per share (in HK dollar)	每股盈利(以每港元列示)		
— Basic	— 基本	0.045	0.165

CONSOLIDATED STATEMENT OF COMPREHENSIVE INCOME 綜合全面收益表

For the year ended 31 December 2012

截至2012年12月31日止年度

		2012 HK\$'000 千港元	2011 / / 千港元
Profit for the year	年內溢利	181,317	388,750
Other comprehensive income	其他全面溢利		
Exchange differences arising on translation	換算產生之滙兌差額	45,330	249,491
Fair value loss arising on revaluation of available-for-sale investments	可供出售投資重估產生之公允值虧損	(85,467)	(617,446)
Reclassification adjustment — transfer to profit or loss on disposal of available-for-sale investments	重列調整 — 出售可供出售投資時劃轉至損益表	(254,954)	(69,715)
Impairment loss on available-for-sale investments recycled to profit for the year	年內回撥損益之可供出售投資減值虧損	133,646	—
Gain arising on revaluation of leasehold properties	重估租賃物業產生之收益	48,124	38,774
Share of other comprehensive income of associates and jointly controlled entities	攤佔聯營公司及共同控制公司其他全面溢利	1,378	6,901
Income tax relating to components of other comprehensive income	有關組成其他全面溢利之所得稅	14,700	107,525
Other comprehensive income for the year (net of tax)	年內其他全面溢利(除稅後)	(97,243)	(284,470)
Total comprehensive income for the year	年內全面溢利總額	84,074	104,280
Total comprehensive income attributable to:	全面溢利總額應佔：		
Owners of the Company	本公司擁有人	77,456	130,560
Non-controlling interests	非控制權益	6,618	(26,280)
		84,074	104,280

CONSOLIDATED STATEMENT OF FINANCIAL POSITION AND STATEMENT OF FINANCIAL POSITION 綜合財務狀況表及財務狀況表

As at 31 December 2012

於2012年12月31日

		The Group 本集團		The Company 本公司	
		2012 HK\$'000 千港元	2011 千港元	2012 HK\$'000 千港元	2011 千港元
ASSETS	資產				
Non-current assets	非流動資產				
Investment properties	投資物業	2,955,920	2,917,526	23,233	22,146
Property, plant and equipment	物業、廠房及設備	1,249,130	593,053	100,998	96,765
Land use right	土地使用權	221,203	70,328	—	—
Goodwill	商譽	46,463	46,463	—	—
Unlisted investments in subsidiaries	投資於非上市附屬公司	—	—	585,941	498,157
Amounts due from subsidiaries	應收附屬公司款	—	—	2,619,450	3,483,665
Interests in associates	聯營公司權益	1,457,381	2,197,879	—	—
Interest in a jointly controlled entity	一間共同控制公司權益	89,417	83,072	—	—
Structured finance securities	結構性金融證券	6,533	6,210	6,533	6,210
Available-for-sale investments	可供出售投資	699,574	727,801	294,688	401,817
Loan receivables	應收貸款	622,559	—	—	—
Loan receivables with embedded derivative	附有嵌入式衍生工具之應收貸款	736,178	—	736,178	—
Deposits paid for land use right	土地使用權之按金	—	35,727	—	—
		8,084,358	6,678,059	4,367,021	4,508,760
Current assets	流動資產				
Inventories	存貨	20,751	50,445	—	—
Investment in distressed assets through establishment of a special purpose vehicle	通過成立特殊目的載體投資不良資產	6,403	6,092	—	—
Held-for-trading investments	持作買賣投資	53,099	74,944	6,045	19,651
Trade receivables	應收賬款	8,344	12,594	—	—
Deposits, prepayments and other receivables	按金、預付款及其他應收款	254,398	149,765	138,267	8,972
Amounts due from subsidiaries	應收附屬公司款	—	—	834,033	523,336
Amounts due from associates	應收聯營公司款	511,445	758,809	2,310	123,786
Amount due from a jointly controlled entity	應收一間共同控制公司款	68,523	51,748	—	—
Loan receivables	應收貸款	238,806	109,646	—	—
Available-for-sale investments	可供出售投資	—	313,254	—	40,000
Bank balances and cash	銀行結餘及現金	747,615	1,345,763	7,174	356,076
		1,909,384	2,873,060	987,829	1,071,821
Assets classified as held-for-sale	列作持作銷售之資產	114,629	130,323	—	—
		2,024,013	3,003,383	987,829	1,071,821
TOTAL ASSETS	資產總值	10,108,371	9,681,442	5,354,850	5,580,581

CONSOLIDATED STATEMENT OF FINANCIAL POSITION AND STATEMENT OF FINANCIAL POSITION 綜合財務狀況表及財務狀況表

As at 31 December 2012

於2012年12月31日

		附註	The Group 本集團		The Company 本公司	
			2012 HK\$'000 千港元	2011 千港元	2012 HK\$'000 千港元	2011 千港元
EQUITY	股本					
Capital and reserves	資本及儲備					
Share capital	股本	✓	460,970	460,970	460,970	460,970
Reserves	儲備	▼	6,794,175	6,831,961	3,596,476	3,864,301
Equity attributable to owners of the Company	本公司擁有人應佔股本		7,255,145	7,292,931	4,057,446	4,325,271
Non-controlling interests	非控制權益		409,841	503,909	—	—
TOTAL EQUITY	股本總值		7,664,986	7,796,840	4,057,446	4,325,271
LIABILITIES	負債					
Non-current liabilities	非流動負債					
Borrowings	借貸	•	972,985	544,797	320,000	360,000
Deferred tax liabilities	遞延稅項負債	,	331,343	335,312	8,309	7,785
			1,304,328	880,109	328,309	367,785
Current liabilities	流動負債					
Trade payables	應付賬款	,	105,711	134,476	—	—
Accrued charges, rent and other	應付賬款	,	335,312	—	—	—

CONSOLIDATED STATEMENT OF FINANCIAL POSITION AND STATEMENT OF FINANCIAL POSITION 綜合財務狀況表及財務狀況表

As at 31 December 2012

於2012年12月31日

		The Group 本集團		The Company 本公司	
		2012 HK\$'000 千港元	2011 千港元	2012 HK\$'000 千港元	2011 千港元
TOTAL EQUITY AND LIABILITIES	股本及負債總值	10,108,371	9,681,442	5,354,850	5,580,581
Net current assets	淨流動資產	884,956	1,998,890	18,734	184,296
Total assets less current liabilities	資產總值減流動負債	8,969,314	8,676,949	4,385,755	4,693,056

The consolidated financial statements on pages 71 to 214 were approved and authorised for issue by the board of directors on 21 March 2013 and are signed on its behalf by:

Liu Tian -3.111 Td(Total431)1(of)TJ0.191 Tw 0 0,5 56.6989nd authorised for 16. 0 1 72 90 TfeC

CONSOLIDATED STATEMENT OF CHANGES IN EQUITY 綜合權益變動報表

For the year ended 31 December 2012

截至2012年12月31日止年度

		Equity attributable to owners of the Company 本公司擁有人應佔股本									
		Share capital 股本	Share premium 股份溢價	Asset revaluation reserve 資產重估儲備	Capital redemption reserve 資本贖回儲備	Investment revaluation reserve 投資重估儲備	Translation reserve 滙兌儲備	Retained profits 保留盈利	Total 合計	Non-controlling interests 非控制權益	Total equity 股本總值
		千港元	千港元	千港元	千港元	千港元	千港元	千港元	千港元	千港元	千港元
		↓ (附註)									
At 1 January 2011	於2011年1月1日	436,970	2,823,223	97,471	13,992	629,357	478,326	2,560,921	7,040,260	268,167	7,308,427
Profit for the year	年內溢利	—	—	—	—	—	—	375,592	375,592	13,158	388,750
Other comprehensive income for the year	年內其他全面溢利	—	—	33,961	—	(513,379)	234,386	—	(245,032)	(39,438)	(284,470)
Total comprehensive income for the year	年內全面溢利總額	—	—	33,961	—	(513,379)	234,386	375,592	130,560	(26,280)	104,280
Issue of new shares	發行新股	24,000	336,000	—	—	—	—	—	360,000	—	360,000
Share issue expenses	股份發行費用	—	(7,404)	—	—	—	—	—	(7,404)	—	(7,404)
Deemed acquisition of a subsidiary	視同收購一間附屬公司 (附註 44)	—	—	—	—	—	—	—	—	262,022	262,022
Dividend	股息(附註 15)	—	—	—	—	—	—	(230,485)	(230,485)	—	(230,485)
At 31 December 2011	於2011年12月31日	460,970	3,151,819	131,432	13,992	115,978	712,712	2,706,028	7,292,931	503,909	7,796,840
At 1 January 2012	於2012年1月1日	460,970	3,151,819	131,432	13,992	115,978	712,712	2,706,028	7,292,931	503,909	7,796,840
Profit for the year	年內溢利	—	—	—	—	—	—	103,785	103,785	77,532	181,317
Other comprehensive income for the year	年內其他全面溢利	—	—	41,712	—	(115,961)	47,920	—	(26,329)	(70,914)	(97,243)
Total comprehensive income for the year	年內全面溢利總額	—	—	41,712	—	(115,961)	47,920	103,785	77,456	6,618	84,074
Dividend	股息(附註 15)	—	—	—	—	—	—	(115,242)	(115,242)	—	(115,242)
Dividend paid to non-controlling interests of non-wholly owned subsidiaries	對非全資擁有之附屬公司之非控制權益已付股息	—	—	—	—	—	—	—	—	(189,305)	(189,305)
Additional contribution by non-controlling interests of a subsidiary	一間附屬公司之非控制權益之額外貢獻	—	—	—	—	—	—	—	—	88,619	88,619
At 31 December 2012	於2012年12月31日	460,970	3,151,819	173,144	13,992	17	760,632	2,694,571	7,255,145	409,841	7,664,986

附註：

Fair value change of available-for-sale investment measured at fair value is recognised in other comprehensive income and accumulated in investment revaluation reserve, until the available-for-sale investment is disposed of or is determined to be impaired, at which time the cumulative gain or loss previously accumulated in investment revaluation reserve is reclassified to profit or loss.

按公允值計量之可供出售投資之公允值變動於其他全面溢利確認並累積於投資重估儲備，直至該可

之³ —öyDÜ

CONSOLIDATED STATEMENT OF CASH FLOWS 綜合現金流量表

For the year ended 31 December 2012

截至2012年12月31日止年度

	附註	2012 HK\$'000 千港元	2011 / / 千港元
OPERATING ACTIVITIES	經營業務		
Profit before taxation	除稅前溢利	243,443	471,141
Adjustments for:	調整：		
Share of results of associates	攤佔聯營公司業績	77,831	(10,434)
Share of results of jointly controlled entities	攤佔共同控制公司業績	(5,541)	(92,263)
Depreciation of property, plant and equipment	物業、廠房及設備折舊	43,741	23,478
Release of land use right	土地使用權攤銷	1,797	235
Finance costs	財務費用	49,897	20,304
Change in fair value of held-for-trading investments	持作買賣投資公允值變動	(12,629)	95,083
Imputed interest on consideration receivable from disposal of an associate	應收出售聯營公司代價的應計利息	—	(8,278)
Income from investment in distressed assets through establishment of a special purpose vehicle	通過成立特殊目的載體投資不良資產之收入	—	(26,815)
Dividend income	股息收入	(11,246)	(26,402)
Interest income	利息收入	(140,295)	(77,711)
Gain on disposal of available-for-sale investments	出售可供出售投資收益	(309,637)	(169,355)
Impairment loss recognised on available-for-sale investments	可供出售投資確認之減值虧損	133,646	—
Gain on deemed disposal of a jointly controlled entity	視同出售一間共同控制公司的收益	—	(35,072)
Gain on disposal of subsidiaries	出售附屬公司收益	(126,306)	(64,907)
Net loss on disposal of property, plant and equipment	出售物業、廠房及設備之虧損淨額	216	558
Reversal of revaluation deficit of leasehold properties	租賃物業重估虧損回撥	—	(8,387)
Change in fair value of investment properties	投資物業之公允值變動	(44,013)	(54,828)
Change in fair value of loan receivables with embedded derivative	附有嵌入式衍生工具之應收貸款之公允值變動	39,822	(95,765)
Change in fair value of structured finance securities	結構性金融證券之公允值變動	(323)	(1,135)
(Write back of allowance) allowance for inventories	(撥備回撥)存貨撥備	(8,774)	8,691

CONSOLIDATED STATEMENT OF CASH FLOWS 綜合現金流量表

For the year ended 31 December 2012

截至2012年12月31日止年度

	附註	2012 HK\$'000 千港元	2011 / / 千港元
Operating cash flows before movements in working capital	營運資金變動前的 經營業務現金流	(68,371)	(51,862)
Decrease (increase) in inventories	存貨減少(增加)	38,951	(10,209)
Decrease in held-for-trading investments	持作買賣投資減少	17,131	153,060
Decrease (increase) in trade receivables	應收賬款減少(增加)	4,371	(1,769)
Decrease in deposits, prepayments and other receivables	按金、預付款及其他 應收款減少	34,905	19,106
Decrease in trade payables	應付賬款減少	(30,053)	(19,525)
Decrease in accrued charges, rental deposits and other payables	應計費用、租務按金及 其他應付款減少	(4,057)	(170,131)
Cash used in operations	經營業務所用之現金	(7,123)	(81,330)
Dividend received	已收股息	11,246	26,402
Interest paid	已付利息	(49,897)	(20,304)
Tax paid	已付稅款	(62,919)	(17,731)
NET CASH USED IN OPERATING ACTIVITIES	經營業務所用之淨現金	(108,693)	(92,963)

CONSOLIDATED STATEMENT OF CASH FLOWS 綜合現金流量表

For the year ended 31 December 2012

截至2012年12月31日止年度

	附註	2012 HK\$'000 千港元	2011 / / 千港元
INVESTING ACTIVITIES	投資業務		
Receipt of income and principal repayment from recovery of distressed assets purchased through establishment of a special purpose vehicle	收取通過成立特殊目的載體購入不良資產回收產生的收入及本金還款	—	85,968
Receipt of consideration receivable from disposal of an associate	收取出售聯營公司所得款項	—	158,233
Purchase of property, plant and equipment	購入物業、廠房及設備	(535,570)	(42,841)
Additions of investment properties	增加投資物業	(72,730)	(299,075)
Purchase of available-for-sale investments	購入可供出售投資	(160,975)	(110,658)
Payment for land use right	支付土地使用權	(116,271)	(70,563)
Addition of loan receivables with embedded derivative	增加附有嵌入式衍生工具之應收貸款	(776,000)	—
Dividend received from associates	已收聯營公司股息	44,403	121,966
Interest received	已收利息	134,139	77,711
Interest income received from financial assets at fair value through profit or loss	於損益表按公允值處理的金融資產之利息收入	—	16,496
Payments received for assets held-for-sale	持作銷售資產之已收款項	106,078	80,989
Placement of a deposit to secure other loan	支付按金以抵押其他貸款	(31,095)	—
Repayment from associates	聯營公司還款	371,892	135,644
Advance to associates	墊支聯營公司款項	(118,159)	(464,372)
Repayment from a jointly controlled entity	一間共同控制公司還款	35,027	12,320
Advance to a jointly controlled entity	墊支一間共同控制公司款	(51,306)	—
Advance of loan receivables	墊支應收貸款	(809,126)	(97,327)
Receipt of loan receivables	收取應收貸款	58,458	437,207
Proceeds on disposal of property, plant and equipment	出售物業、廠房及設備所得款項	75	111
Proceeds on disposal of available-for-sale investments	出售可供出售投資所得款項	392,897	174,181
Distribution from a jointly controlled entity	由一間共同控制公司分派	—	11,836
Capital injection to associates	聯營公司之資本投入	(17,490)	(788,560)
Net cash from deemed acquisition of a subsidiary	視同收購一間附屬公司之淨現金	—	230,654
Disposal of subsidiaries	出售附屬公司所得款項	776,424	96,889
Repayment to a former subsidiary	一間前附屬公司還款	—	(136,284)
NET CASH USED IN INVESTING ACTIVITIES	投資業務所用淨現金	(769,329)	(369,475)

CONSOLIDATED STATEMENT OF CASH FLOWS 綜合現金流量表

For the year ended 31 December 2012

截至2012年12月31日止年度

	附註	2012 HK\$'000 千港元	2011 / / 千港元
FINANCING ACTIVITIES	融資業務		
Other loans raised	其他貸款融資	278,756	—
Bank loans raised	銀行貸款融資	792,170	1,046,396
Repayment of bank loans	償還銀行貸款	(610,835)	(658,644)
Net proceeds from issue of new shares	發行新股所得款項淨額	—	352,596
Dividend paid	已付股息	(115,242)	(230,485)
Dividend paid to non-controlling interests of non-wholly owned subsidiaries	對非全資擁有之附屬公司之非控制權益之已付股息	(189,305)	—
Increase in other payables from recovery of distressed assets	回收不良資產其他應付款之增加	—	32,002
Decrease in other payables for distribution from recovery of distressed assets	回收不良資產其他應付款分配之減少	(3,904)	(125,998)
Additional contribution by non-controlling interests of a subsidiary	一間附屬公司之非控制權益之額外貢獻	88,619	—
Repayments to non-controlling shareholders of subsidiaries	還款予附屬公司之非控制股東	(25,733)	—
Advances from non-controlling shareholders of subsidiaries	附屬公司之非控制股東墊支	46,356	28,324
NET CASH FROM FINANCING ACTIVITIES	融資業務所得淨現金	260,882	444,191
NET DECREASE IN CASH AND CASH EQUIVALENTS	現金及現金等值減少淨額	(617,140)	(18,247)
CASH AND CASH EQUIVALENTS AT THE BEGINNING OF THE YEAR	現金及現金等值年初數額	1,345,763	1,338,558
Effect of foreign currency rate changes	外幣匯率變動之影響	18,992	25,452
CASH AND CASH EQUIVALENTS AT THE END OF THE YEAR	現金及現金等值年末數額	747,615	1,345,763
ANALYSIS OF THE BALANCES OF CASH AND CASH EQUIVALENTS	現金及現金等值結餘分析		
Bank balances and cash	銀行結餘及現金	747,615	1,345,763

NOTES TO THE CONSOLIDATED FINANCIAL STATEMENTS 綜合財務報表附註

For the year ended 31 December 2012

截至2012年12月31日止年度

1. General

The Company is a public limited company incorporated in Hong Kong and its shares are listed on The Stock Exchange of Hong Kong Limited (the "Stock Exchange"). The addresses of the registered office and principal place of business of the Company are disclosed in the section headed "Corporate Information" in the annual report.

The functional currency of the Company is Renminbi ("RMB"), which is the currency of the primary economic environment in which the subsidiaries of the Company operates. For the convenience of the financial statements users, the consolidated financial statements are presented in Hong Kong dollars ("HKD"), as the Company's shares are listed on the Stock Exchange.

The Company is an investment holding company and is engaged in property investment and securities trading and investments. The Company and its subsidiaries (the "Group") are principally engaged in property investment, other investments, the distressed assets business and production and trading of petrochemical products. Details of the principal activities of the Company's subsidiaries and the Group's associates, jointly controlled entity and a special purpose vehicle are set out in notes 52 and 53.

1. 一般事項

本公司為一間於香港註冊成立的公眾有限公司，其股份於香港聯合交易所有限公司(「聯交所」)上市。本公司註冊辦事處及主要營業地點的地址於本年報的「企業資料」部份披露。

由於人民幣作為本公司之附屬公司經營之主要經濟環境之貨幣，本公司之功能貨幣為人民幣。由於本公司之股票於聯交所上市，為財務報告使用者方便，本綜合財務報表以港幣呈列。

本公司為一間投資控股公司，並從事物業投資及證券買賣及投資。本公司及其附屬公司(「本集團」)主要從事物業投資、其他投資、不良資產業務及石油化工產品生產及銷售。本公司各附屬公司及本集團各聯營公司、共同控制公司及特殊目的載體詳情載列於附註52及53。

NOTES TO THE CONSOLIDATED FINANCIAL STATEMENTS 綜合財務報表附註

For the year ended 31 December 2012

截至2012年12月31日止年度

2. Application of New and Revised Hong Kong Financial Reporting Standards (“HKFRSs”)

In the current year, the Group has applied the following amendments to HKFRSs issued by the Hong Kong Institute of Certified Public Accountants (“HKICPA”).

HKFRS 7 (Amendments)	Financial instrument: Disclosures — Transfers of financial assets
HKAS 12 (Amendments)	Deferred tax: Recovery of underlying assets

Except as described below, the application of the amendments to HKFRSs in the current year has had no material effect on the Group’s financial performance and the Group’s and the Company’s financial positions for the current and prior years and/or disclosures set out in these consolidated financial statements.

Amendments to HKAS 12 deferred tax: Recovery of underlying assets

The Group has applied for the first time the amendments to HKAS 12 Deferred Tax: Recovery of Underlying Assets in the current year. Under the amendments, investment properties that are measured using the fair value model in accordance with HKAS 40 Investment Property are presumed to be recovered entirely through sale for the purposes of measuring deferred taxes, unless the presumption is rebutted in certain circumstances.

2. 應用新訂及經修訂之香港財務報告準則(「香港財務報告準則」)

於本年度，本集團已採用下列由香港會計師公會(「香港會計師公會」)頒佈之香港財務報告準則之修訂本。

香港財務報告準則 第7號(修訂本)	金融工具：披露 — 金融 資產轉讓
香港會計準則 第12號(修訂本)	遞延稅項：相關資產之 收回

除下文所披露者外，於本年度應用修訂之香港財務報告準則對本集團在本年度及以往年度之財務表現以及本集團及本公司之財務狀況及或綜合財務報表中的披露並無重大影響。

香港會計準則第12號之修訂遞延稅項：相關資產之收回

本集團於本年度首次應用香港會計準則第12號之修訂遞延稅項：相關資產之收回。根據修訂，根據香港會計準則第40號投資物業的規定按公允值模式計量之投資物業，在計量遞延稅項時乃假設為全部透過出售回收，除非該假定在若干情況下被駁回。

NOTES TO THE CONSOLIDATED FINANCIAL STATEMENTS 綜合財務報表附註

For the year ended 31 December 2012

截至2012年12月31日止年度

2. Application of New and Revised Hong Kong Financial Reporting Standards (“HKFRSs”)

Amendments to HKAS 12 deferred tax: Recovery of underlying assets

The Group and the Company measure investment properties using the fair value model. As a result of the application of the amendments to HKAS 12, the directors reviewed the Group’s investment property portfolios and concluded that the Group’s and the Company’s investment properties with fair value of HK\$2,220,846,000 (2011: HK\$2,085,938,000) and HK\$23,233,000 (2011: HK\$22,146,000) respectively, representing properties for commercial use are held under a business model whose objective is to consume substantially all of the economic benefits embodied in the investment properties over time. Therefore, the directors have determined that the ‘sale’ presumption set out in the amendments to HKAS 12 is rebutted for these investment properties. The remaining investment properties of the Group with fair value HK\$849,703,000 (2011: HK\$961,911,000), representing residential properties, in the opinion of the directors, these properties were held under a business model whose objective is to recover through sale.

The application of the amendments to HKAS 12 has had no material impact to the Group’s financial performance and the Group’s and the Company’s financial positions for the current and prior years as the Group had recognised deferred taxes on changes in fair value of the residential properties on the basis that the respective carrying amounts of the residential properties were recovered through sale in prior years.

The Group and the Company have not early applied the following new and revised HKFRSs that have been issued but are not yet effective:

2. 應用新訂及經修訂之香港財務報告準則(「香港財務報告準則」)(續)

香港會計準則第12號之修訂遞延稅項：相關資產之收回(續)

本集團以公允值模式計量其投資物業。由於採納香港會計準則第12號之修訂本，董事已檢閱本集團之投資物業組合，並確認本集團及本公司之公允值分別為2,220,846,000港元(2011年：2,085,938,000港元)及23,233,000港元之投資物業，亦即商業用途的物業，乃是透過時間之推移來消耗投資物業所含的絕大部分經濟利益的商業模式持有。因此，就該等投資物業而言，董事釐定載於香港會計準則第12號修訂本之「銷售」假設已被駁回。本集團公允值為849,703,000港元(2011年：961,911,000港元)的餘下投資物業，亦即本集團的住宅物業，董事意見認為此等物業乃是透過出售而回收的商業模式持有。

採納香港會計準則第12號之修訂，本集團之財務表現以及本年度及以前年度的財務狀況並無重大影響，因為本集團於以往年度採用住宅物業的相關賬面金額乃是透過出售而收回的基準按住宅物業的公允值變動確認遞延稅項。

本集團並無提早應用下列已頒佈但尚未生效之新訂及經修訂香港財務報告準則：

NOTES TO THE CONSOLIDATED FINANCIAL STATEMENTS 綜合財務報表附註

For the year ended 31 December 2012

截至2012年12月31日止年度

2. Application of New and Revised Hong Kong Financial Reporting Standards (“HKFRSs”)

Amendments to HKAS 12 deferred tax: Recovery of underlying assets

HKFRSs (Amendments)	Annual improvements to HKFRSs 2009 – 2011 cycle ¹
HKFRS 7 (Amendments)	Disclosures — Offsetting financial assets and financial liabilities ¹
HKFRS 9 and HKFRS 7 (Amendments)	Mandatory effective date of HKFRS 9 and transition disclosures ³
HKFRS 10, HKFRS 11 and HKFRS 12 (Amendments)	Consolidated financial statements, joint arrangements and disclosure of interests in other entities: Transition guidance ¹
HKFRS 10, HKFRS 12 and HKAS 27 (Amendments)	Investment entities ²
HKFRS 9	Financial instruments ³
HKFRS 10	Consolidated financial statements ¹
HKFRS 11	Joint arrangements ¹
HKFRS 12	Disclosure of interests in other entities ¹
HKFRS 13	Fair value measurement ¹
HKAS 19 (Revised 2011)	Employee benefits ¹
HKAS 27 (Revised 2011)	Separate financial statements ¹
HKAS 28 (Revised 2011)	Investments in associates and joint ventures ¹
HKAS 1 (Amendments)	Presentation of items of other comprehensive income ⁴
HKAS 32 (Amendments)	Offsetting financial assets and financial liabilities ²
HK(IFRIC)— INT 20	Stripping costs in the production phase of a surface mine ¹

- ¹ Effective for annual periods beginning on or after 1 January 2013.
- ² Effective for annual periods beginning on or after 1 January 2014.
- ³ Effective for annual periods beginning on or after 1 January 2015.
- ⁴ Effective for annual periods beginning on or after 1 July 2012.

2. 應用新訂及經修訂之香港財務報告準則(「香港財務報告準則」)(續)

香港會計準則第12號之修訂遞延稅項：相關資產之收回(續)

香港財務報告準則 (修訂本)	2009年至2011年香港財務報告準則週期之年度改進 ¹
香港財務報告準則第7號 (修訂本)	披露 — 抵銷金融資產及金融負債 ¹
香港財務報告準則第9號及香港財務報告準則第7號 (修訂本)	香港財務報告準則第9號之強制生效日期及過渡披露 ³
香港財務報告準則第10號、香港財務報告準則第11號及香港財務報告準則第12號(修訂本)	綜合財務報表、合營安排及在其他實體中之權益披露：過渡指引 ¹
香港財務報告準則第10號、香港財務報告準則第12號及香港會計準則第27號 (修訂本)	投資實體 ²
香港財務報告準則第9號	金融工具 ³
香港財務報告準則第10號	綜合財務報表 ¹
香港財務報告準則第11號	合營安排 ¹
香港財務報告準則第12號	在其他實體中之權益披露 ¹
香港財務報告準則第13號	公允值計量 ¹
香港會計準則第19號 (2011年修訂)	僱員福利 ¹
香港會計準則第27號 (2011年修訂)	獨立財務報表 ¹
香港會計準則第28號 (2011年修訂)	於聯營公司及合營企業之投資 ¹
香港會計準則第1號 (修訂本)	其他全面收益項目之呈列 ⁴
香港會計準則第32號 (修訂本)	抵銷金融資產及金融負債 ²
香港(國際財務報告詮釋委員會)— 詮釋第20號	地表採礦生產階段之剝採成本 ¹

- ¹ 於2013年1月1日或之後開始之年度期間生效。
- ² 於2014年1月1日或之後開始之年度期間生效。
- ³ 於2015年1月1日或之後開始之年度期間生效。
- ⁴ 於2012年7月1日或之後開始之年度期間生效。

NOTES TO THE CONSOLIDATED FINANCIAL STATEMENTS 綜合財務報表附註

For the year ended 31 December 2012

截至2012年12月31日止年度

2. Application of New and Revised Hong Kong Financial Reporting Standards (“HKFRSs”)



HKFRS 9 Financial instruments

HKFRS 9 issued in 2009 introduces new requirements for the classification and measurement of financial assets. HKFRS 9 amended in 2010 includes the requirements for the classification and measurement of financial liabilities and for derecognition.

Key requirements of HKFRS 9 are described as follows:

- All recognised financial assets that are within the scope of HKAS 39 “Financial instruments: Recognition and measurement” are subsequently measured at amortised cost or fair value. Specifically, debt investments that are held within a business model whose objective is to collect the contractual cash flows, and that have contractual cash flows that are solely payments of principal and interest on the principal outstanding are generally measured at amortised cost at the end of subsequent accounting periods. All other debt investments and equity investments are measured at their fair values at the end of subsequent reporting periods. In addition, under HKFRS 9, entities may make an irrevocable election to present subsequent changes in the fair value of an equity investment (that is not held for trading) in other comprehensive income, with only dividend income generally recognised in profit or loss.

2. 應用新訂及經修訂之香港財務報告準則(「香港財務報告準則」)(續)

香港財務報告準則第9號金融工具

於2009年頒佈的香港財務報告準則第9號引入金融資產分類及計量的新規定。於2010年修訂的香港財務報告準則第9號包括金融負債分類及計量以及終止確認的規定。

香港財務報告準則第9號之主要規定說明如下：

- 香港會計準則第39號「金融工具：確認及計量」範圍內所有已確認之金融資產其後按攤銷成本或公允值計量。具體而言，以收取合約現金流量為目標之商業模式持有及合約現金流量僅為支付本金及未償還本金之利息的債務投資，一般在其後之會計期末按攤銷成本計量。所有其他債務投資及股本投資在其後會計期末按其公允值計量。此外，根據香港財務報告準則第9號，實體可作出不可撤回之選擇，將股本投資(而非持作買賣)其後之公允值變動於其他全面收益呈列，惟僅有股息收入一般於公非贖種錫答

NOTES TO THE CONSOLIDATED FINANCIAL STATEMENTS 綜合財務報表附註


For the year ended 31 December 2012

截至2012年12月31日止年度

2. Application of New and Revised Hong Kong Financial Reporting Standards (“HKFRSs”)



HKFRS 9 Financial instruments



- With regard to the measurement of financial liabilities designated as at fair value through profit or loss, HKFRS 9 requires that the amount of change in the fair value of the financial liability that is attributable to changes in the credit risk of that liability is presented in other comprehensive income, unless the recognition of the effects of changes in the liability's credit risk in other comprehensive income would create or enlarge an accounting mismatch in profit or loss. Changes in fair value of financial liabilities attributable to changes in the financial liabilities' credit risk are not subsequently reclassified to profit or loss. Under HKAS 39, the entire amount of the change in the fair value of the financial liability designated as fair value through profit or loss was presented in profit or loss.

HKFRS 9 is effective for the Group and the Company for annual period beginning on 1 January 2015, with earlier application permitted. The directors anticipate that the adoption of HKFRS 9 in future may have significant impact on amounts reported in respect of the Group's and the Company's financial assets, for example, the Group's and the Company's available-for-sale investments would be reclassified upon application of HKFRS 9 and certain of the Group's and the Company's available-for-sale investments currently measured at cost less impairment are required to measure at fair value. However, it is not practicable to provide a reasonable estimate of these effects until a detailed review has been completed.

2. 應用新訂及經修訂之香港財務報告準則(「香港財務報告準則」)(續)

香港財務報告準則第9號金融工具(續)

- 就指定為按公允值列入損益表的金融負債而言，香港財務報告準則第9號規定金融負債信貸風險變動應佔該負債公允值變動之金額於其他全面收益呈列，除非於其他全面收益確認負債信貸風險變動之影響將導致或擴大損益表之會計錯配，則作別論。金融負債之信貸風險變動應佔該金融負債公允值變動其後並不會重新分類至損益表。根據香港會計準則第39號，指定於為按公允值列入損益表之金融負債公允值變動的全數金額乃於損益表中呈列。

香港財務報告準則第9號於本集團及本公司2015年1月1日開始之年度期間生效，並可提早應用。董事預期，日後採納香港財務報告準則第9號或會對本集團及本公司金融資產之呈報金額有重大影響，舉例說，本集團及本公司之可供出售投資在採納香港財務報告準則第9號後將予重新分類，本集團及本公司現時按成本扣除減值列賬之若干可供出售投資規定按公允值列賬。然而，在完成詳細審閱之前，將不可能切實提供有關影響之合理估計。

NOTES TO THE CONSOLIDATED FINANCIAL STATEMENTS 綜合財務報表附註

For the year ended 31 December 2012

截至2012年12月31日止年度

2. Application of New and Revised Hong Kong Financial Reporting Standards (“HKFRSs”)

New and revised Standards on consolidation, joint arrangements, associates and disclosures

In June 2011, a package of five standards on consolidation, joint arrangements, associates and disclosures was issued, including HKFRS 10, HKFRS 11, HKFRS 12, HKAS 27 (as revised in 2011) and HKAS 28 (as revised in 2011).

Key requirements of these five standards are described below.

HKFRS 10 replaces the parts of HKAS 27 “Consolidated and separate financial statements” that deal with consolidated financial statements. HK(SIC) — INT 12 “Consolidation — Special purpose entities” will be withdrawn upon the effective date of HKFRS 10. Under HKFRS 10, there is only one basis for consolidation, that is, control. In addition, HKFRS 10 includes a new definition of control that contains three elements: (a) power over an investee, (b) exposure, or rights, to variable returns from its involvement with the investee, and (c) the ability to use its power over the investee to affect the amount of the investor’s returns. Extensive guidance has been added in HKFRS 10 to deal with complex scenarios.

2. 應用新訂及經修訂之香港財務報告準則(「香港財務報告準則」)(續)

包括有關綜合、合營安排、聯營公司以及披露之新訂及經修訂準則

於2011年6月，五項有關綜合、合營安排、聯營公司以及披露之準則組合獲頒佈，包括香港財務報告準則

NOTES TO THE CONSOLIDATED FINANCIAL STATEMENTS 綜合財務報表附註

For the year ended 31 December 2012

截至2012年12月31日止年度

2. Application of New and Revised Hong Kong Financial Reporting Standards (“HKFRSs”)



New and revised Standards on consolidation, joint arrangements, associates and disclosures



HKFRS 11 replaces HKAS 31 Interests in Joint Ventures. HKFRS 11 deals with how a joint arrangement of which two or more parties have joint control should be classified. HK(SIC) — INT 13 “Jointly controlled entities — Non-monetary contributions by venturers” will be withdrawn upon the effective date of HKFRS 11. Under HKFRS 11, joint arrangements are classified as joint operations or joint ventures, depending on the rights and obligations of the parties to the arrangements. In contrast, under HKAS 31, there are three types of joint arrangements: jointly controlled entities, jointly controlled assets and jointly controlled operations. In addition, joint ventures under HKFRS 11 are required to be accounted for using the equity method of accounting, whereas jointly controlled entities under HKAS 31 can be accounted for using the equity method of accounting or proportionate consolidation.

HKFRS 12 is a disclosure standard and is applicable to entities that have interests in subsidiaries, joint arrangements, associates and/or unconsolidated structured entities. In general, the disclosure requirements in HKFRS 12 are more extensive than those in the current standards.

In July 2012, the amendments to HKFRS 10, HKFRS 11 and HKFRS 12 were issued to clarify certain transitional guidance on the application of these five HKFRSs for the first time.

2. 應用新訂及經修訂之香港財務報告準則(「香港財務報告準則」)(續)

有關綜合、合營安排、聯營公司以及披露之新訂及經修訂準則(續)

香港財務報告準則第11號取代香港會計準則第31號「於合營企業之權益」。香港財務報告準則第11號訂明當一個合營安排由兩個或以上合營安排方擁有共同控制權時應如何分類。香港(常務詮釋委員會) — 詮釋第13號「共同控制實體 — 企業投資者之非貨幣貢獻」將於香港財務報告準則第11號生效日期後被取消。根據香港財務報告準則第11號，合營安排分類為共同經營或合營企業，須視乎各方於該等安排下之權利及責任而釐訂。相反，根據香港會計準則第31號，合營安排分為三個不同類別：共同控制實體、共同控制資產及共同控制經營。此外，根據香港財務報告準則第11號，合營企業須採用權益會計法入賬，而根據香港會計準則第31號，共同控制實體可採用權益會計法或比例會計法入賬。

香港財務報告準則第12號為一項披露準則及適用於附屬公司、合營安排、聯營公司及或未綜合結構實體擁有利益之實體。整體而言，香港財務報告準則第12號所載之披露規定較現行準則之規定更全面。

於2012年7月，香港財務報告準則第10號、香港財務報告準則第11號及香港財務報告準則第12號之修訂本獲頒佈以釐清首次應用該五項香港財務報告準則之若干過渡指引。

NOTES TO THE CONSOLIDATED FINANCIAL STATEMENTS 綜合財務報表附註

For the year ended 31 December 2012

截至2012年12月31日止年度

2. Application of New and Revised Hong Kong Financial Reporting Standards (“HKFRSs”)



New and revised Standards on consolidation, joint arrangements, associates and disclosures



These five standards will be adopted by the Group and the Company for the annual period beginning 1 January 2013. After assessment of the adoption of the HKFRS 10, the directors of the Company anticipate that no additional investees ought to be consolidated and no investees which were previously consolidated ought to be deconsolidated in accordance with the new definition of control under HKFRS 10 in the Group’s consolidated financial statements. Accordingly, the application of HKFRS 10 will not have material impact on the Group’s and the Company’s financial performance and positions.

HKFRS 13 Fair value measurement

HKFRS 13 establishes a single source of guidance for fair value measurements and disclosures about fair value measurements. The Standard defines fair value, establishes a framework for measuring fair value, and requires disclosures about fair value measurements. The scope of HKFRS 13 is broad and it applies to both financial instrument items and non-financial instrument items for which other HKFRSs require or permit fair value measurements and disclosures about fair value measurements, except in specified circumstances. In general, the disclosure requirements in HKFRS 13 are more extensive than those in the current standards. For example, quantitative and qualitative disclosures based on the three-level fair value hierarchy currently required for financial instruments only under HKFRS 7 “Financial instruments: Disclosures” will be extended by HKFRS 13 to cover all assets and liabilities within its scope.

2. 應用新訂及經修訂之香港財務報告準則(「香港財務報告準則」)(續)

有關綜合、合營安排、聯營公司以及披露之新訂及經修訂準則(續)

本集團及本公司將於2013年1月1日開始之年度期間採納該五項準則。經評估採納香港財務報告準則第10號後，本公司董事認為並無先前已綜合之投資對象須根據香港財務報告準則第10號之控制新定義於本集團之綜合財務報表中取消綜合。因此，應用香港財務報告準則第10號對本集團及本公司之財務業績及狀況並無重大影響。

香港財務報告準則第13號公允值計量

香港財務報告準則第13號設立有關公允值計量及公允值計量之披露之單一指引。該準則界定公允值、設立計量公允值之框架以及有關公允值計量之披露規定。香港財務報告準則第13號之範圍廣泛及其應用於其他香港財務報告準則要求或允許公允值計量及有關公允值計量披露之金融工具項目及非金融工具項目，惟特定情況除外。整體而言，香港財務報告準則第13號所載之披露規定較現行準則所規定者更為全面。譬如，現時僅要求香港財務報告準則第7號「金融工具：披露」項下之金融工具之三級公允值等級之量化及定性披露將藉香港財務報告準則第13號加以擴張，以涵蓋該範圍內之所有資產及負債。

NOTES TO THE CONSOLIDATED FINANCIAL STATEMENTS 綜合財務報表附註

For the year ended 31 December 2012

截至2012年12月31日止年度

2. Application of New and Revised Hong Kong Financial Reporting Standards (“HKFRSs”)



HKFRS 13 Fair value measurement



HKFRS 13 will be adopted by the Group and the Company for the annual period beginning 1 January 2013 and that the application of the new standard is not expected to affect the amounts reported in the consolidated financial statements, but would result in more extensive disclosures about fair value measurements in the consolidated financial statements.

Amendments to HKAS 1 Presentation of items of other comprehensive income

The amendments to HKAS 1 “Presentation of items of other comprehensive income” introduce new terminology for the statement of comprehensive income and income statement. Under the amendments to HKAS 1, a ‘statement of comprehensive income’ is renamed as a ‘statement of profit or loss and other comprehensive income’ and an ‘income statement’ is renamed as a ‘statement of profit or loss’. The amendments to HKAS 1 retain the option to present profit or loss and other comprehensive income in either a single statement or in two separate but consecutive statements. However, the amendments to HKAS 1 require items of other comprehensive income to be grouped into two categories: (a) items that will not be reclassified subsequently to profit or loss; and (b) items that may be reclassified subsequently to profit or loss when specific conditions are met. Income tax on items of other comprehensive income is required to be allocated on the same basis — the amendments do not change the option to present items of other comprehensive income either before tax or net of tax.

2. 應用新訂及經修訂之香港財務報告準則(「香港財務報告準則」)(續)

香港財務報告準則第13號公允值計量(續)

本集團及本公司將於2013年1月1日開始之年度期間採納香港財務報告準則第13號，預期應用該項新準則不會影響綜合財務報表所報告之金額，但會導致綜合財務報表內有關公允值計量之更全面披露。

香港會計準則第1號其他全面收益項目之呈列之修訂本

香港會計準則第1號「其他全面收益項目之呈列」之修訂本為全面收益表及收益表引入新術語。根據香港會計準則第1號之修訂本，「全面收益表」改名為「損益及其他全面收益表」，而「收益表」則改名為「損益表」。香港會計準則第1號之修訂本保留以單一報表或兩份獨立但連續報表呈列損益及其他全面收益之選擇權。然而，香港會計準則第1號之修訂本規定其他全面收益項目須劃分為兩類：(a)其後不會重新分類至損益表之項目；及(b)於達成特定條件時，其後可重新分類至損益表之項目。其他全面收益項目之所得稅須按相同基準予以分配，修訂本並無改變按除稅前或除稅後呈列其他全面收益項目之選擇權。

NOTES TO THE CONSOLIDATED FINANCIAL STATEMENTS 綜合財務報表附註

For the year ended 31 December 2012

截至2012年12月31日止年度

2. Application of New and Revised Hong Kong Financial Reporting Standards (“HKFRSs”)



Amendments to HKAS 1 Presentation of items of other comprehensive income



The amendments to HKAS 1 are effective for the Group for annual period beginning on 1 January 2013. The presentation of items of other comprehensive income will be modified accordingly when the amendments are applied in the future accounting periods.

Other than as described above, the directors anticipate that the application of the other new and revised HKFRSs will have no material impact on the Group’s and the Company’s financial performance and positions and/or on the disclosures set out in these consolidated financial statements.

3. Significant Accounting Policies

The consolidated financial statements have been prepared in accordance with HKFRSs issued by the HKICPA and the Hong Kong Companies Ordinance. In addition, the consolidated financial statements include applicable disclosures required by the Rules Governing the Listing of Securities on the Stock Exchange.

The consolidated financial statements have been prepared on the historical cost basis, except for properties and certain financial instruments, which are measured at revalued amounts or fair values, as appropriate. The principal accounting policies adopted are as follows:

2. 應用新訂及經修訂之香港財務報告準則(「香港財務報告準則」)(續)

香港會計準則第12號遞延稅項：收回相關資產之修訂本(續)

香港會計準則第1號之修訂本於本集團2013年1月1日開始之年度期間生效。其他全面收益項目之呈列將於未來會計期間應用修訂本時作出相對修改。

除上文所述者外，董事預期應用其他新訂及經修訂香港財務報告準則將不會對本集團及本公司之業績及財務狀況及或綜合財務報表所載之披露事項構成重大影響。

3. 主要會計政策

本綜合財務報表是根據香港會計師公會頒佈的香港財務報告準則以及香港公司條例而編制。此外，本綜合財務報表亦按聯交所證券上市規則規定的要求作出相關披露。

除物業及若干金融工具是以重估值或公允值計量外，本綜合財務報表是按歷史成本為基準編制。所採納之主要會計政策如下：

NOTES TO THE CONSOLIDATED FINANCIAL STATEMENTS 綜合財務報表附註

For the year ended 31 December 2012

截至2012年12月31日止年度

3. Significant Accounting Policies

Basis of consolidation

Changes in the Group's ownership interests in existing subsidiaries

When the Group loses control of a subsidiary, it (i) derecognises the assets (including any goodwill) and liabilities of the subsidiary at their carrying amounts at the date when control is lost, (ii) derecognises the carrying amount of any non-controlling interests in the subsidiary at the date when control is lost (including any components of other comprehensive income attributable to them), and (iii) recognises the aggregate of the fair value of the consideration received and the fair value of any retained interest, with any resulting difference being recognised as a gain or loss in profit or loss attributable to the Group. When assets of the subsidiary are carried at revalued

NOTES TO THE CONSOLIDATED FINANCIAL STATEMENTS 綜合財務報表附註

For the year ended 31 December 2012

截至2012年12月31日止年度

3. Significant Accounting Policies

Business combinations

Acquisitions of businesses are accounted for using the acquisition method. The consideration transferred in a business combination is measured at fair value, which is calculated as the sum of the acquisition-date fair values of the assets transferred by the Group, liabilities incurred by the Group to the former owners of the acquiree and the equity interests issued by the Group in exchange for control of the acquiree. Acquisition-related costs are generally recognised in profit or loss as incurred.

At the acquisition date, the identifiable assets acquired and the liabilities assumed are recognised at their fair value.

Goodwill is measured as the excess of the sum of the consideration transferred, the amount of any non-controlling interests in the acquiree, and the fair value of the acquirer's previously held equity interest in the acquiree (if any) over the net of the acquisition-date amounts of the identifiable assets acquired and the liabilities assumed. If, after re-assessment, the net of the acquisition-date amounts of the identifiable assets acquired and liabilities assumed exceeds the sum of the consideration transferred, the amount of any non-controlling interests in the acquiree and the fair value of the acquirer's previously held interest in the acquiree (if any), the excess is recognised immediately in profit or loss as a bargain purchase gain.

Non-controlling interests that are present ownership interests and entitle their holders to a proportionate share of the entity's net assets in the event of liquidation may be initially measured either at fair value or at the non-controlling interests' proportionate share of the recognised amounts of the acquiree's identifiable net assets.

3. 主要會計政策(續)

業務合併

收購業務採用收購法入賬。業務合併之轉撥代價按公允值計量，而計算方法為本集團所轉讓之資產於收購日之公允值、本集團對所收購方原擁有人產生之負債及本集團於交換所收購方之控制權發行之股權之總額。有關收購之成本於產生時一般於損益表中確認。

於收購日期，所收購之可識別資產及所承擔之負債乃按彼等之公允值確認。

商譽是以所轉讓之代價、於所收購方中非控股權益所佔金額及收購方以往持有之收購方股權之公允值(如有)之總和，扣除於收購日期可供識別資產之收購及承擔之負債之淨值後，所超出之差額計量。倘重新評估後，所收購之可識別淨資產與所承擔之負債於收購日期之淨額高於轉讓之代價、非控股權益於所收購方中所佔金額以及收購方以往持有之收購方股權之公允值(如有)之總和，則差額即時於損益表內確認為議價購買收益。

非控股權益屬現時擁有者權益且於清盤時賦予其持有人可按比例分佔該實體之資產淨值，可初步按公允值或非控股權益應佔所收購方可識別資產淨值的已確認金額比例計量。

NOTES TO THE CONSOLIDATED FINANCIAL STATEMENTS 綜合財務報表附註

For the year ended 31 December 2012

截至2012年12月31日止年度

3. Significant Accounting Policies

Business combinations

The choice of measurement basis is made on a transaction-by-transaction basis. Other types of non-controlling interests are measured at their fair value or, when applicable, on the basis specified in another Standard.

When a business combination is achieved in stages, the Group's previously held equity interest in the acquiree is remeasured to fair value at the acquisition date (i.e. the date when the Group obtains control), and the resulting gain or loss, if any, is recognised in profit or loss. Amounts arising from interests in the acquiree prior to the acquisition date that have previously been recognised in other comprehensive income are reclassified to profit or loss where such treatment would be appropriate if that interest were disposed of.

Goodwill

Goodwill arising on an acquisition of a business is carried at cost less any accumulated impairment losses, if any, and is presented separately in the consolidated statement of financial position.

For the purposes of impairment testing, goodwill arising from an acquisition is allocated to each of the relevant cash-generating units, or groups of cash-generating units, that are expected to benefit from the synergies of the combination.

3. 主要會計政策(續)

業務合併(續)

計量基準視乎每項交易而作出選擇。其他種類的非控股權益乃按其公允值或(如適用)其他準則規定之基準計量。

當業務合併到完成階段，本集團之以往持有收購方之股本權益需於收購日(即本集團得到控制權之日期)重估到公允值，結果之盈利或虧損，如有，都於損益表確認。在收購日前所收購方權益於其他全面溢利之確認金額應重列至損益表(此方法適用於出售該權益)。

商譽

因收購業務而產生之商譽是按成本值減任何累計減值虧損，如有，並會於綜合財務狀況表內獨立呈列。

就減值測試而言，因收購而產生之商譽乃被分配至預期從合併之協同效應中受益之各有關現金產生單位，或一組現金產生單位。

NOTES TO THE CONSOLIDATED FINANCIAL STATEMENTS 綜合財務報表附註

For the year ended 31 December 2012

截至2012年12月31日止年度

3. Significant Accounting Policies

Goodwill

A cash-generating unit to which goodwill has been allocated is tested for impairment annually, and whenever there is an indication that the unit may be impaired. For goodwill arising on an acquisition in a reporting period, the cash-generating unit to which goodwill has been allocated is tested for impairment before the end of that reporting period. When the recoverable amount of the cash-generating unit is less than its carrying amount, the impairment loss is allocated first to reduce the carrying amount of any goodwill allocated to the unit, and then to the other assets of the unit on a pro rata basis based on the carrying amount of each asset in the unit. Any impairment loss for goodwill is recognised directly in profit or loss. An impairment loss recognised for goodwill is not reversed in subsequent periods.

On disposal of the relevant cash-generating unit, the attributable amount of goodwill is included in the determination of the amount of profit or loss on disposal.

Investments in subsidiaries

Investments in subsidiaries are stated in the Company's statement of financial position at cost (including deemed capital contribution), less any identified impairment loss. Income from investments in subsidiaries is accounted for by the Company when the Company's right to receive the dividend payment has been established.

Investments in associates

An associate is an entity over which the investor has significant influence and that is neither a subsidiary nor an interest in joint venture. Significant influence is the power to participate in the financial and operating policy decisions of the investee but is not control or joint control over those policies.

3. 主要會計政策(續)

商譽(續)

已獲配商譽之現金產生單位每年及凡單位有可能出現減值跡象時進行減值測試。於報告年度因收購而產生的商譽，獲分配商譽的現金產生單位需要於財政年度完結前作減值測試。當現金產生單位之可回收金額少於其賬面值時，減值虧損首先被分配以削減分配至該單位的商譽，任何及其後以單位內各資產之賬面值為基準按比例分配至並削減該單位之其他資產之賬面值。商譽之任何減值虧損乃直接於損益內確認。已確認之商譽減值虧損於其後期間不予以撥回。

於出售有關現金產生單位時，計量出售收益應包括相關應佔商譽的金額。

附屬公司投資

附屬公司投資是按成本(包括視作之資本注資)扣除已識別的減值虧損列賬於本公司的財務狀況表中。本公司計算附屬公司投資的收入是基於本公司獲確認後收取派付股息的權利。

聯營公司投資

聯營公司指投資方對其行使重大影響力而非附屬公司或合營公司之權益。重大影響指有權參與投資對象之財務及營運政策之決定，但並非對該等政策有控制權或共同控制權。

NOTES TO THE CONSOLIDATED FINANCIAL STATEMENTS 綜合財務報表附註

For the year ended 31 December 2012

截至2012年12月31日止年度

3. Significant Accounting Policies

Investments in associates

The results and assets and liabilities of associates are incorporated in these consolidated financial statements using the equity method of accounting. The financial statements of associates used for equity accounting purpose are prepared using uniform accounting policies as those of the Group for like transactions and events in similar circumstances. Under the equity method, investments in associates are initially recognised in the consolidated statement of financial position at cost as adjusted thereafter to recognise the Group's share of profit or loss and other comprehensive income of the associates. When the Group's share of losses of an associate equals or exceeds its interest in that associate (which includes any long-term interests that, in substance, form part of the Group's net investment in the associate), the Group discontinues recognising its share of further losses. Additional losses are recognised only to the extent that the Group has incurred legal or constructive obligations or made payments on behalf of that associate.

Any excess of the cost of acquisition over the Group's share of the net fair value of the identifiable assets and liabilities of an associate recognised at the date of acquisition is recognised as goodwill, which is included within the carrying amount of the investment.

Any excess of the Group's share of the net fair value of the identifiable assets and liabilities over the cost of acquisition, after reassessment, is recognised immediately in profit or loss.

3. 主要會計政策(續)

聯營公司投資(續)

聯營公司之業績、資產及負債是採用會計之權益法計入綜合財務報表內。以權益法入帳之聯營公司之財務報表以本集團相似交易及事件之統一方法入帳。根據權益法，於聯營公司的投資是按成本及於收購後本集團應佔該聯營公司淨資產值變動作出調整，並扣除任何已識別減值虧損列賬於綜合財務狀況表內。倘本集團所佔聯營公司的虧損相等於或超越本集團於該聯營公司應佔的權益(包括實質上構成本集團對聯營公司淨投資的任何長期權益)，本集團將不再確認額外應佔虧損。僅於本集團具有法定或約束性責任或代表該聯營公司付款時，方會就額外應佔虧損撥備及確認負債。

任何收購成本超過本集團於收購日應佔聯營公司可識別資產及負債公允值淨額之部分確認為商譽，包括於投資之賬面值。

經重估本集團所佔可識別資產及負債公允值淨值超過收購成本的任何差額，即時於損益表內確認。

NOTES TO THE CONSOLIDATED FINANCIAL STATEMENTS 綜合財務報表附註

For the year ended 31 December 2012

截至2012年12月31日止年度

3. Significant Accounting Policies

Investments in associates

The requirements of HKAS 39 are applied to determine whether it is necessary to recognise any impairment loss with respect to the Group's investment in an associate. When necessary, the entire carrying amount of the investment (including goodwill) is tested for impairment in accordance with HKAS 36 Impairment of Assets as a single asset by comparing its recoverable amount (higher of value in use and fair value less costs to sell) with its carrying amount. Any impairment loss recognised forms part of the carrying amount of the investment. Any reversal of that impairment loss is recognised in accordance with HKAS 36 to the extent that the recoverable amount of the investment subsequently increases.

Upon disposal of an associate that results in the Group losing significant influence over that associate, any retained investment is measured at fair value at that date and the fair value is regarded as its fair value on initial recognition as a financial asset in accordance with HKAS 39. The difference between the previous carrying amount of the associate attributable to the retained interest and its fair value is included in the determination of the gain or loss on disposal of the associate. In addition, the Group accounts for all amounts previously recognised in other comprehensive income in relation to that associate on the same basis as would be required if that associate had directly disposed of the related assets or liabilities. Therefore, if a gain or loss previously recognised in other comprehensive income by that associate would be reclassified to profit or loss on the disposal of the related assets or liabilities, the Group reclassifies the gain or loss from equity to profit or loss (as a reclassification adjustment) when it loses significant influence over that associate.

3. 主要會計政策(續)

聯營公司投資(續)

香港會計準則第39號之規定獲應用以釐定是否需要就本集團於聯營公司之投資確認任何減值虧損。於有需要時，投資之全部賬面值(包括商譽)會根據香港會計準則第36號「資產減值」作為單一資產進行減值測試，方法為將可收回金額(即使用價值與公允值減出售成本之較高者)與賬面值進行比較，任何已確認減值虧損構成投資賬面值之一部份。有關減值虧損之任何撥回於該項投資可收回金額其後增加時根據香港會計準則第36號「資產減值」確認。

倘出售聯營公司會導致本集團失去對該聯營公司的重大影響力，則任何保留投資會按當日之公允值計量，並以其根據香港會計準則第39號初步確認為金融資產之公允值作其公平值。先前已保留權益應佔聯營公司賬面值與其公允值之間之差額，乃於釐定出售該聯營公司之收益或虧損時計入。此外，本集團將先前於其他全面溢利就該聯營公司確認之所有金額入賬，基準與倘該聯營公司直接出售相關資產或負債時所規定之基準相同。因此，倘該聯營公司先前已於其他全面溢利確認收益或虧損，則將於出售相關資產或負債時重新分類至損益表，當本集團失去對該聯營公司之重大影響力時，本集團將收益或虧損由權益重新分類至損益表(作為重新分類調整)。

NOTES TO THE CONSOLIDATED FINANCIAL STATEMENTS 綜合財務報表附註

For the year ended 31 December 2012

截至2012年12月31日止年度

3. Significant Accounting Policies

Investments in associates

When a group entity transacts with its associate, profits and losses resulting from the transactions with the associate are recognised in the Group's consolidated financial statements only to the extent of interests in the associate that are not related to the Group.

Joint venture

Jointly controlled entity

Joint venture arrangements that involve the establishment of a separate entity in which venturers have joint control over the economic activity of the entity are referred to as jointly controlled entities.

The results and assets and liabilities of jointly controlled entity are incorporated in the consolidated financial statements using the equity method of accounting. Under the equity method, investment in jointly controlled entity is initially recognised in the consolidated statement of financial position at cost and adjusted thereafter to recognise the Group's share of profit or loss and comprehensive income of the jointly controlled entity. When the Group's share of losses of a jointly controlled entity equals or exceeds its interest in that jointly controlled entity (which includes any long-term interests that, in substance, form part of the Group's net investment in the jointly controlled entity), the Group discontinues recognising its share of further losses. Additional losses are recognised only to the extent that the Group has incurred legal or constructive obligations or made payments on behalf of that jointly controlled entity.

3. 主要會計政策(續)

聯營公司投資(續)

當本集團實體與其聯營公司進行交易，該聯營公司交易所產生之損益則於本集團之綜合財務報表中確認，僅限於聯營公司與本集團以外之權益。

合營企業

共同控制公司

倘合營安排涉及成立獨立實體而合營方對該實體之經濟活動擁有共同控制權，則該實體被歸類為共同控制公司。

共同控制公司之業績及資產與負債採用會計權益法載入綜合財務報表。根據權益法，於共同控制公司的投資乃按成本(已就本集團分佔資產淨值於收購後的變動作出調整)減任何已辨識減值虧損載入綜合財務狀況表。倘本集團應佔共同控制公司之虧損相等於或高於其在該共同控制公司的權益(包括實際構成本集團於共同控制公司投資淨額部份之任何長期權益)時，本集團不再確認其分佔之進一步虧損。本集團只會在本身產生法律或推定責任或代表該共同控制公司付款時，方會就額外應佔虧損計提撥備並確認負債。

NOTES TO THE CONSOLIDATED FINANCIAL STATEMENTS 綜合財務報表附註

For the year ended 31 December 2012

截至2012年12月31日止年度

3. Significant Accounting Policies

Joint venture

Jointly controlled entity

The financial statements of jointly controlled entity used for equity accounting purposes are prepared using uniform accounting policies as those of the Group for like transactions and events in similar circumstances.

Any excess of the cost of acquisition over the Group's share of the net fair value of the identifiable assets and liabilities of the jointly controlled entity recognised at the date of acquisition is recognised as goodwill, which is included within the carrying amount of the investment.

Any excess of the Group's share of the net fair value of the identifiable assets and liabilities over the cost of acquisition, after reassessment, is recognised immediately in profit or loss.

The requirements of HKAS 39 are applied to determine whether it is necessary to recognise any impairment loss with respect to the Group's investment in a jointly controlled entity. When necessary, the entire carrying amount of the investment (including goodwill) is tested for impairment in accordance with HKAS 36 "Impairment of assets" as a single asset by comparing its recoverable amount (higher of value in use and fair value less costs to sell) with its carrying amount. Any impairment loss recognised forms part of the carrying amount of the investment. Any reversal of that impairment loss is recognised in accordance with HKAS 36 to the extent that the recoverable amount of the investment subsequently increases.

3. 主要會計政策(續)

合營企業(續)

共同控制公司(續)

為會計處理目的而以權益法入帳之共同控制公司之財務報表以本集團之相似交易及事件以統一的會計政策編制。

收購成本超逾本集團於收購當日應佔共同控制公司已確認之可確定資產及負債之公允價值淨額之差額被確認為商譽，其包含於投資之賬面值內。

經重新評估後，任何本集團攤佔可識別資產及負債之公允價值淨額超過收購成本之部份即時於損益表確認。

香港會計準則第39號之規定獲應用以釐定是否需要就本集團於共同控制公司之投資確認任何減值虧損。於有需要時，投資之全部賬面值(包括商譽)會根據香港會計準則第36號「資產減值」作為單一資產進行減值測試，方法為將可收回金額(即使用價值與公允價值減出售成本之較高者)與賬面值比較。

NOTES TO THE CONSOLIDATED FINANCIAL STATEMENTS 綜合財務報表附註

For the year ended 31 December 2012

截至2012年12月31日止年度

3. Significant Accounting Policies

Joint venture

Jointly controlled entity

Upon disposal of a jointly controlled entity that results in the Group losing joint control over that jointly controlled entity, any retained investment is measured at fair value at that date and the fair value is regarded as its fair value on initial recognition as a financial asset in accordance with HKAS 39. The difference between the previous carrying amount of the jointly controlled entity attributable to the retained interest and its fair value is included in the determination of the gain or loss on disposal of the jointly controlled entity. In addition, the Group accounts for all amounts previously recognised in other comprehensive income in relation to that jointly controlled entity on the same basis as would be required if that jointly controlled entity had directly disposed of the related assets or liabilities. Therefore, if a gain or loss previously recognised in other comprehensive income by that jointly controlled entity would be reclassified to profit or loss on the disposal of the related assets or liabilities, the Group reclassifies the gain or loss from equity to profit or loss (as a reclassification adjustment) when it loses joint control over that jointly controlled entity.

When a group entity transacts with its jointly controlled entity, profits and losses resulting from the transactions with the jointly controlled entity are recognised in the Group' consolidated financial statements only to the extent of interests in the jointly controlled entity that are not related to the Group.

3. 主要會計政策(續)

合營企業(續)

共同控制公司(續)

倘出售共同控制公司會導致本集團失去對該共同控制公司的共同控制權，則任何保留投資會按當日之公允值計量，並以其根據香港會計準則第39號初步確認為金融資產之公允值作其公允值。先前已保留權益應佔共同控制公司賬面值與其公允值之間之差額，乃於釐定出售該共同控制公司之收益或虧損時計入。此外，本集團將先前於其他全面溢利就該共同控制公司確認之所有金額入賬，基準與倘該共同控制公司直接出售相關資產或負債時所規定之基準相同。因此，倘該共同控制公司先前已於其他全面溢利確認收益或虧損，則將於出售相關資產或負債時重新分類至損益表，當本集團失去對該共同控制公司之共同控制權時，本集團將收益或虧損由權益重新分類至損益表(作為重新分類調整)。

當本集團實體與其共同控制公司進行交易，該共同控制公司交易所產生之損益則於本集團之綜合財務報表中確認，僅限於該共同控制公司與本集團以外之權益。

NOTES TO THE CONSOLIDATED FINANCIAL STATEMENTS 綜合財務報表附註

For the year ended 31 December 2012

截至2012年12月31日止年度

3. Significant Accounting Policies

Property, plant and equipment

Property, plant and equipment including leasehold land (classified as finance lease) and buildings held for use in production or supply of goods or services, or for administrative purposes (other than construction in progress) are stated in the consolidated statement of financial position at cost or fair value less subsequent accumulated depreciation and accumulated impairment loss, if any.

Construction in progress includes property, plant and equipment in the course of construction for production or for its own use purposes. Construction in progress is carried at cost less any recognised impairment loss. Construction in progress is classified to the appropriate category of property, plant and equipment when completed and ready for intended use. Depreciation of these assets, on the same basis as other property assets, commences when the assets are ready for their intended use.

Leasehold land and buildings held for use in the production or supply of goods or services, or for administrative purposes, are stated in the consolidated statement of financial position at their revalued amount, being the fair value at the date of revaluation less any subsequent accumulated impairment losses and subsequent accumulated depreciation. Revaluations are performed with sufficient regularity such that the carrying amount does not differ materially from that which would be determined using fair values at the end of the reporting period.

3. 主要會計政策(續)

物業、廠房及設備

物業、廠房及設備包括持有作為生產、提供貨品或服務或行政管理用途(在建工程除外)的租賃土地(分類為融資租賃)及樓宇乃按成本或公允值減去其後累計折舊及累計減值虧損(如有)載入綜合財務狀況表。

在建工程指正在建造以供生產或自用之物業、廠房及設備。在建工程以成本減累計減值虧損列賬。在建工程於完成後可供用於擬定用途時重新分類為物業、廠房及設備之適當類別。此等資產之折舊基準與其他物業資產相同，乃於資產可供於擬定用途時開始計提。

持有用作生產或提供貨品或服務用途，或用作行政管理用途的租賃土地及樓宇，乃按其重估值於綜合財務狀況表內列賬，而重估值即指重估當日之公允值減去任何其後之累積減值虧損及其後之累積折舊。由於定期進行重估，賬面值與於本報告期末所釐定之公允值沒有重大差距。

NOTES TO THE CONSOLIDATED FINANCIAL STATEMENTS 綜合財務報表附註

For the year ended 31 December 2012

截至2012年12月31日止年度

3. Significant Accounting Policies

Property, plant and equipment

Any revaluation increase arising on revaluation of leasehold land and buildings is recognised in other comprehensive income and accumulated in asset revaluation reserve, except to the extent that it reverses a revaluation decrease of the same asset previously recognised in profit or loss, in which case the increase is credited to profit or loss to the extent of the decrease previously charged. A decrease in net carrying amount arising on revaluation of an asset is recognised in profit or loss to the extent that it exceeds the balance, if any, on the asset revaluation reserve relating to a previous revaluation of that asset. On the subsequent sale or retirement of a revalued asset, the attributable revaluation surplus is transferred to retained profits.

Depreciation is provided to write off the cost or fair value of property, plant and equipment other than construction in progress less residual value over their estimated useful lives, using the straight line method. The estimated useful lives, residual values and depreciation method are reviewed at the end of each reporting period, with the effect of any changes in estimate accounted for on a prospective basis.

An item of property, plant and equipment is derecognised upon disposal or when no future economic benefits are expected to arise from the continued use of the asset. Any gain or loss arising on derecognition of the asset (calculated as the difference between the net disposal proceeds and the carrying amount of the item) is included in profit or loss in the period in which the item is derecognised.

3. 主要會計政策(續)

物業、廠房及設備(續)

重估租賃土地及樓宇所產生的任何重估盈餘是撥入資產重估儲備，惟倘有關盈餘用作沖回該項資產於過往已確認為支出的重估值減，在該情況下則盈餘是計入損益表，但限於過往已確認為支出的金額。因重估資產而減少的賬面淨值是當作開支處理，若有因過往重估該項資產而產生的重估儲備結餘，則以該結餘扣減後之餘額作開支處理。於隨後出售或報廢該重估資產時，相關重估盈餘將劃轉至保留溢利。

除在建工程外之折舊乃按物業、廠房及設備預計可使用年限減剩餘價值，以直線法撇銷其成本或公允值。在各報告期末將檢討預計可使用年限、剩餘價值及折舊方法，據此產生的估計變動之影響以後續方式列賬，以預期基準估計任何變動之影響進行檢討。

當物業、廠房及設備被出售或預期繼續使用該資產不會為將來帶來經濟利益時，該項物業、廠房及設備不再被確認。因不再確認為資產而產生的任何收益或虧損(按出售所得款項淨額與資產的賬面值之差額計算)於不再確認年度的損益表內入賬。

NOTES TO THE CONSOLIDATED FINANCIAL STATEMENTS 綜合財務報表附註

NOTES TO THE CONSOLIDATED FINANCIAL STATEMENTS 綜合財務報表附註

For the year ended 31 December 2012

截至2012年12月31日止年度

3. Significant Accounting Policies

Revenue recognition

Revenue from the sale of petrochemical products is recognised when the goods are delivered and titles have passed, at which time all the following conditions are satisfied:

- the Group has transferred to the buyer the significant risks and rewards of ownership of the goods;
- the Group retains neither continuing managerial involvement to the degree usually associated with ownership nor effective control over the goods sold;
- the amount of revenue can be measured reliably;
- it is probable that the economic benefits associated with the transaction will flow to the Group; and
- the costs incurred or to be incurred in respect of the transaction can be measured reliably.

Property management fee income is recognised when management service is rendered.

Rental income under operating leases is recognised on a straight line basis over the term of the leases.

Dividend income from investments is recognised when the shareholders' rights to receive payment have been established (provided that it is probable that the economic benefits will flow to the Group and the amount of revenue can be measured reliably).

3. 主要會計政策(續)

收入的確認(續)

石油化工產品銷售之收入於貨品已付運及擁有權已過戶，及任何時間符合以下所有條件時予以確認：

- 本集團將貨品擁有權之主要風險及回報轉嫁予買方；
- 本集團對所售貨品不再具有一般與擁有權相關的程度的持續管理參與權，亦無實際控制權；
- 收入金額能可靠計量；
- 與交易相關的經濟利益可能流入本集團；及
- 交易已產生或將予產生的成本能可靠計量。

物業管理費收入於提供管理服務時確認。

營運租約之租金收入於租約期限內以直線基準確認。

投資所得股息收入乃於股東收取該項付款之權利獲確立時確認(若經濟利益可能流入本集團，且收入的金額能可靠地計量)。

NOTES TO THE CONSOLIDATED FINANCIAL STATEMENTS 綜合財務報表附註

For the year ended 31 December 2012

截至2012年12月31日止年度

3. Significant Accounting Policies

Financial instruments

Financial assets and financial liabilities are recognised in the statement of financial position when a group entity becomes a party to the contractual provisions of the instrument. Financial assets and financial liabilities are initially measured at fair value. Transaction costs that are directly attributable to the acquisition or issue of financial assets and financial liabilities (other than financial assets and financial liabilities at fair value through profit or loss) are added to or deducted from the fair value of the financial assets or financial liabilities, as appropriate, on initial recognition. Transaction costs directly attributable to the acquisition of financial assets or financial liabilities at fair value through profit or loss are recognised immediately in profit or loss.

Financial assets

The Group's financial assets are classified into one of three categories: financial assets at fair value through profit or loss ("FVTPL"), loans and receivables, and available-for-sale financial assets. The classification depends on the nature and purpose of the financial assets and is determined at the time of initial recognition. All regular way purchases or sales of financial assets are recognised and derecognised on a trade date basis. Regular way purchases or sales are purchases or sales of financial assets that require delivery of assets within the time frame established by regulation or convention in the marketplace.

3. 主要會計政策(續)

金融工具

金融資產及金融負債於集團實體成為該工具合約條文之訂約方後，於財務狀況表中確認。金融資產及金融負債初步按公允值計量。因收購或發行金融資產及金融負債(於損益表按公允值處理的金融資產及金融負債除外)而直接產生之交易費用於初次確認時加入金融資產及金融負債(如適用)之公允值或自金融資產及金融負債(如適用)之公允值扣除。因收購於損益表按公允值處理的金融資產或金融負債而直接產生之交易費用即時於損益表確認。

金融資產

本集團之金融資產分類為以下三個類別之其中一類：於損益表按公允值處理的金融資產、貸款及應收款項及可供出售的金融資產。分類取決於金融資產的性質及目的並於初次確認時決定。所有日常買賣之金融資產於交易日確認及終止確認。日常買賣指須根據市場規則或慣例訂立之時限交收資產之金融資產買賣。

NOTES TO THE CONSOLIDATED FINANCIAL STATEMENTS 綜合財務報表附註

For the year ended 31 December 2012

截至2012年12月31日止年度

3. Significant Accounting Policies 3.1

Financial instruments 3.1.1

Financial assets 3.1.1.1

Effective interest method

The effective interest method is a method of calculating the amortised cost of a financial asset and of allocating interest income over the relevant period. The effective interest rate is the rate that exactly discounts estimated future cash receipts (including all fees, points paid or received that form an integral part of the effective interest rate, transaction costs and other premiums or discounts) through the expected life of the financial asset, or, where appropriate, a shorter period to the net carrying amount on initial recognition.

Interest income is recognised on an effective interest basis for debt instruments other than those financial assets classified as at FVTPL, of which interest income is included in net gains or losses.

Financial assets at FVTPL

Financial assets at FVTPL has two subcategories, including financial assets held for trading and those

NOTES TO THE CONSOLIDATED FINANCIAL STATEMENTS 綜合財務報表附註

For the year ended 31 December 2012

截至2012年12月31日止年度

3. Significant Accounting Policies

Financial instruments

Financial assets

Financial assets at fair value through profit or loss

A financial asset other than a financial asset held for trading may be designated as at FVTPL upon initial recognition if:

- such designation eliminates or significantly reduces a measurement or recognition inconsistency that would otherwise arise; or
- the financial asset forms part of a group of financial assets or financial liabilities or both, which is managed and its performance is evaluated on a fair value basis, in accordance with the Group's documented risk management or investment strategy, and information about the grouping is provided internally on that basis; or
- it forms part of a contract containing one or more embedded derivatives, and HKAS 39 permits the entire combined contract (asset or liability) to be designated as at FVTPL.

Financial assets at FVTPL are measured at fair value, with changes in fair value arising from remeasurement recognised directly in profit or loss in the period in which they arise. The net gain or loss recognised in profit or loss includes any dividend or interest earned on the financial assets.

3. 主要會計政策(續)

金融工具(續)

金融資產(續)

於損益表按公允值處理的金融資產(續)

除持作買賣用途之金融資產外，其他金融資產於首次確認時在下屬情況下可能被指定為於損益表按公允值處理：

- 此分類能抵銷或大幅減少計量或減少引起確認的不一致性；或
- 此金融資產是屬於一組金融資產或一組金融負債或兩者之一部份，該組金融資產或金融負債是根據本集團成文的風險管理及投資策略來管理並按公允值衡量其表現，且內部使用作分類資料亦建基於此；或
- 此金融資產是包含一個或多個嵌入式衍生工具之合約的組成部份，並且香港會計準則第39號容許整個結合式合約(資產或負債)指定為於損益表按公允值處理。

於損益表按公允值處理的金融資產以公允值計量，相關的公允值變動直接於產生期間於損益表確認。於損益表確認的淨收益或虧損並不包括來自該金融資產的股息或利息。

NOTES TO THE CONSOLIDATED FINANCIAL STATEMENTS 綜合財務報表附註

For the year ended 31 December 2012

截至2012年12月31日止年度

3. Significant Accounting Policies 重要會計政策

Financial instruments 金融工具

Financial assets 金融資產

-

Loans and receivables are non-derivative financial assets with fixed or determinable payments that are not quoted in an active market. Subsequent to initial recognition, loans and receivables (including trade receivables, deposits and other receivables, amounts due from associates/a jointly controlled entity/subsidiaries, bank balances and cash and loan receivables) are measured at amortised cost using

NOTES TO THE CONSOLIDATED FINANCIAL STATEMENTS 綜合財務報表附註

For the year ended 31 December 2012

截至2012年12月31日止年度

3. Significant Accounting Policies

Financial instruments

Financial assets

可供出售之金融資產

Available-for-sale financial assets are non-derivatives that are either designated or not classified as financial assets at FVTPL, loans and receivables or held-to-maturity investments.

Equity securities traded in an active market and debt securities held by the Group that are classified as available-for-sale are measured at fair value at the end of each reporting period. Changes in the carrying amount of available-for-sale debt securities relating to interest income calculated using the effective interest method and dividends on available-for-sale equity investments are recognised in profit or loss. Other changes in the carrying amount of available-for-sale financial assets are recognised in other comprehensive income and accumulated under the heading of investment revaluation reserve. When the investment is disposed of or is determined to be impaired, the cumulative gain or loss previously accumulated in the investment revaluation reserve is reclassified to profit or loss (see the accounting policy in respect of impairment loss on financial assets below).

Dividends on available-for-sale equity instruments are recognised in profit or loss when the Group's right to receive the dividends is established.

For available-for-sale equity investments that do not have a quoted market price in an active market and whose fair value cannot be reliably measured, they are measured at cost less any identified impairment losses at the end of the reporting period (see accounting policy on impairment loss on financial assets below).

3. 主要會計政策(續)

金融工具(續)

金融資產(續)

可供出售之金融資產

可供出售之金融資產為指定可供出售的非衍生項目，或未有分類為於損益表按公允值處理之金融資產、貸款及應收賬款或持有至到期日之投資。

於活躍市場買賣之股本證券及本集團持有分類為可供出售之債務證券乃於各報告期末按公允值計量。以實際利息法計量、與利息收入有關之可供出售債務證券之賬面值變動及可供出售股本投資乃於損益表中確認。可供出售金融資產之其他賬面值變動乃於其他收益中確認，並累積於投資重估儲備。投資被出售或被定為減值時，之前於投資重估儲備確認之累計收益或虧損將會劃轉至損益表(見下文有關金融資產減值虧損之會計政策)。

當本集團收取股息之權利被確定時，可供出售股本工具之股息於損益表中確認。

就沒有活躍市場的市場報價且其公允值無法可靠地計量的可供出售之股本投資而言，該等投資於本報告期末按成本扣減任何已識別減值虧損計量(見以下關於財務資產減值虧損之會計政策)。

NOTES TO THE CONSOLIDATED FINANCIAL STATEMENTS 綜合財務報表附註

For the year ended 31 December 2012

截至2012年12月31日止年度

3. Significant Accounting Policies

Financial instruments

Impairment of financial assets

Financial assets, other than those at FVTPL, are assessed for indicators of impairment at the end of the reporting period. Financial assets are considered to be impaired where there is objective evidence that, as a result of one or more events that occurred after the initial recognition of the financial asset, the estimated future cash flows of the financial assets have been affected.

For an available-for-sale equity investment, a significant or prolonged decline in the fair value of that investment below its cost is considered to be objective evidence of impairment.

For all other financial assets, objective evidence of impairment could include:

- significant financial difficulty of the issuer or counterparty; or
- default or delinquency in interest or principal payments; or
- it becoming probable that the borrower will enter bankruptcy or financial re-organisation.

For certain categories of financial asset, such as trade receivables which are assessed not to be impaired individually are, in addition, subsequently assessed for impairment on a collective basis. Objective evidence of impairment for a portfolio of receivables could include the Group's past experience of collecting payments, an increase in the number of delayed payments in the portfolio past the average credit period, observable changes in national or local economic conditions that correlate with default on receivables.

3. 主要會計政策(續)

金融工具(續)

金融資產之減值

除了於損益表按公允值處理的金融資產外，金融資產於各本報告期末評估減值指標。倘若有客觀佐證顯示，因一項或多項事故於首次確認金融資產後出現而導致該金融資產被視為減值，其估計未來現金流量已受影響。

就可供出售之股本投資而言，相關投資的公允值出現重大或長期下跌並低於該項投資的成本，則被視為減值的客觀佐證。

就所有其他金融資產而言，減值之客觀佐證可以包括：

- 發行人或交易方出現重大財政困難；或
- 拖欠或逾期支付利息或本金；或
- 可能出現借貸人將陷入破產或財務重組。

若干類別的金融資產如應收賬款，不會就減值作單獨考核而是另外在其後以整體性基準進行減值考核。一組應收款項的減值之客觀性佐證可以包括本集團以往收款的經驗、組合內逾期付款次數的增加並超逾平均的信用期、能察覺的國家性或地區性經濟狀況引致應收款項無法收回。

NOTES TO THE CONSOLIDATED FINANCIAL STATEMENTS 綜合財務報表附註

For the year ended 31 December 2012

截至2012年12月31日止年度

3. Significant Accounting Policies

Financial instruments

Impairment of financial assets

For financial assets carried at amortised cost, the amount of impairment loss recognised is the difference between the asset's carrying amount and the present value of the estimated future cash flows discounted at the financial asset's original effective interest rate.

For financial assets carried at cost, the amount of the impairment loss is measured as the difference between the asset's carrying amount and the present value of the estimated future cash flows discounted at the current market rate of return for a similar financial asset. Such impairment loss will not be reversed in subsequent periods.

The carrying amount of the financial asset is reduced by the impairment loss directly for all financial assets with the exception of trade receivables, other receivables, amounts due from associates/jointly controlled entity/subsidiaries, where the carrying amount is reduced through the use of an allowance account. Changes in the carrying amount of the allowance account are recognised in profit or loss. When other receivables, trade receivables, amounts due from associates/jointly controlled entity/subsidiaries are considered uncollectible, it is written off against the allowance account. Subsequent recoveries of amounts previously written off are credited to profit or loss.

When an available-for-sale financial asset is considered to be impaired, cumulative gains or losses previously recognised in other comprehensive income are reclassified to profit or loss in the period in which the impairment takes place.

3. 主要會計政策(續)

金融工具(續)

金融資產之減值(續)

就按攤銷成本列賬之金融資產而言，減值虧損金額確認是按資產賬面值與按金融資產原實際利率折讓之估計未來現金流量之現值的差額計算。

就按成本列賬之金融資產而言，減值虧損數額按資產賬面值與按類似金融資產之現行市場回報率折讓估計未來現金流量之現值間之差額計算。有關減值虧損不會於繼後期間回撥。

金融資產之賬面值因其減值虧損而直接減少，惟應收賬款、其他應收款及應收聯營公司 共同控制公司 附屬公司款之賬面值則透過使用撥備賬減少。所有撥備賬賬面值之變動於損益表內確認。倘應收賬款、其他應收款及應收聯營公司 共同控制公司 附屬公司款應收賬款被認為不可收回，則於撥備賬內撇銷。其後收回之已撇銷數額計入損益表。

當可供出售金融資產被視為減值時，之前於其他全面溢利確認之累計收益或虧損將會於減值發生之期間劃轉至損益表。

NOTES TO THE CONSOLIDATED FINANCIAL STATEMENTS 綜合財務報表附註

For the year ended 31 December 2012

截至2012年12月31日止年度

3. Significant Accounting Policies

Financial instruments

Impairment of financial assets

For financial assets measured at amortised cost, if, in a subsequent period, the amount of impairment loss decreases and the decrease can be related objectively to an event occurring after the impairment loss was recognised, the previously recognised impairment loss is reversed through profit or loss to the extent that the carrying amount of the asset at the date the impairment is reversed does not exceed what the amortised cost would have been had the impairment not been recognised.

Impairment losses on available-for-sale investments will not be reversed through profit or loss. Any increase in fair value subsequent to impairment loss is recognised directly in other comprehensive income and accumulated in investment revaluation reserve. For available-for-sale debt investments, impairment losses are subsequently reversed through profit or loss if an increase in the fair value of the investment can be objectively related to an event occurring after the recognition of the impairment loss.

Financial liabilities and equity instruments

Financial liabilities and equity instruments issued by a group entity are classified as either financial liabilities or as equity in accordance with the substance of the contractual arrangements entered into and the definitions of a financial liability and an equity instrument.

3. 主要會計政策(續)

金融工具(續)

金融資產之減值(續)

就按攤銷成本列賬之金融資產而言，倘若於後期減值虧損之金額減少及該減少能客觀地與確認減值後發生的事項相關，則以前已確認之減值虧損可於損益表內撥回，惟減值撥回當日之資產賬面值不得超過如無確認減值時之攤銷成本。

可供出售之投資之減值虧損將不會於損益表撥回。減值虧損後的任何公允值增幅直接於其他全面溢利確認及累計於其他儲備中。就可供出售債務投資而言，倘若該投資之公允值增幅能客觀地與確認減值虧損後發生的事項相關，則相關減值虧損會於其後於損益表撥回。

金融負債及股本工具

由集團公司發行之金融負債及股本權益工具，按所訂立之合約安排性質，及金融負債及股本權益工具之定義而分類為金融負債或股本。

NOTES TO THE CONSOLIDATED FINANCIAL STATEMENTS 綜合財務報表附註

For the year ended 31 December 2012

截至2012年12月31日止年度

3. Significant Accounting Policies

Financial instruments

Financial liabilities and equity instruments

Equity instruments

An equity instrument is any contract that evidences a residual interest in the assets of the Group after deducting all of its liabilities.

Equity instruments issued by the Company are recorded at the proceeds received, net of direct issue costs.

Effective interest method

The effective interest method is a method of calculating the amortised cost of a financial liability and of allocating interest expense over the relevant period. The effective interest rate is the rate that exactly discounts estimated future cash payments (including all fees and points paid or received that form an integral part of the effective interest rate, transaction costs and other premiums or discounts) through the expected life of the financial liability, or, where appropriate, a shorter period to the net carrying amount on initial recognition.

Interest expense is recognised on an effective interest basis.

Other financial liabilities

Other financial liabilities including borrowings, trade payables, other payables and amounts due to subsidiaries are subsequently measured at amortised cost, using the effective interest method.

3. 主要會計政策(續)

金融工具(續)

金融負債及股本(續)

股本工具

股本權益工具為帶有集團資產剩餘權益(經扣除其所有負債後)之任何合約。

由本公司發行之股本工具乃按已收取所得款項減直接發行費用記錄。

實際利率法

實際利率法是計算金融負債的攤銷成本及於相關期間攤分利息費用的方法。實際利率是指於金融負債預期有效期或於首次確認時賬面淨值之較短期間(如適用)確實地折現估計未來支付現金(包括構成整體部份的實際利率、交易成本及其他溢價或折扣所付或所收的所有費用及點子)之利率。

利息費用乃按實際利率基準而確認。

其他金融負債

其他金融負債(包括借貸、應付賬款、其他應付款項及應付附屬公司款), 於其後採用實際利率法按攤銷成本計量。

NOTES TO THE CONSOLIDATED FINANCIAL STATEMENTS 綜合財務報表附註

For the year ended 31 December 2012

截至2012年12月31日止年度

3. Significant Accounting Policies

Financial instruments

Derecognition

The Group derecognises a financial asset only when the contractual rights to the cash flows from the asset expire.

On derecognition of a financial asset, the difference between the asset's carrying amount and the sum of the consideration received and receivable and the cumulative gain or loss that had been recognised in other comprehensive income and accumulated in equity is recognised in profit or loss.

The Group derecognises financial liability when, and only when, the Group's obligations are discharged, cancelled or expire. The difference between the carrying amount of the financial liability derecognised and the consideration paid and payable is recognised in profit or loss.

Inventories

Inventories are stated at the lower of cost and net realisable value. Cost of inventories are calculated using the weighted average method. Net realisable value represents the estimated selling price for inventories less all estimated costs of completion and costs necessary to make the sales.

3. 主要會計政策(續)

財務工具(續)

終止確認

倘若從資產收取現金流量之合約權利已到期，或本集團已轉讓金融資產及已將其於金融資產擁有權之大部份風險及回報轉移到另一實體，則本集團將終止確認該金融資產。

於終止確認金融資產時，資產賬面值與已收及應收代價及已直接於其他全面溢利及累積於股本權益被確認之累計損益的總差額，將於損益表內確認。

若本集團之責任獲解除、取消或屆滿時，本集團將終止確認金融負債。終止確認之金融負債賬面值與已付及應付代價的差額，乃於損益表內確認。

存貨

存貨按成本與可變現淨值之較低者入賬。存貨之成本採用加權平均法計算。可變現淨值為存貨之估計銷售價減所有估計完成成本及因銷售產生之必要成本。

NOTES TO THE CONSOLIDATED FINANCIAL STATEMENTS 綜合財務報表附註

For the year ended 31 December 2012

截至2012年12月31日止年度

3. Significant Accounting Policies

Borrowing costs

Borrowing costs directly attributable to the acquisition, construction or production of qualifying assets, which are assets that necessarily take a substantial period of time to get ready for their intended use or sale, are added to the cost of those assets until such time as the assets are substantially ready for their intended use or sale. Investment income earned on the temporary investment of specific borrowings pending their expenditure on qualifying assets is deducted from the borrowing costs eligible for capitalisation.

All other borrowing costs are recognised in profit or loss in the period in which they are incurred.

Impairment losses on assets other than goodwill (see the accounting policy in respect of goodwill above)

At the end of the reporting period, the Group reviews the carrying amounts of its assets with finite useful lives to determine whether there is any indication that those assets have suffered an impairment loss. If any such indication exists, the recoverable amount of the asset is estimated in order to determine the extent of the impairment loss, if any. When it is not possible to estimate the recoverable amount of an individual asset, the Group estimates the recoverable amount of the cash-generating unit to which the asset belongs. When a reasonable and consistent basis of allocation can be identified, corporate assets are also allocated to individual cash-generating units, or otherwise they are allocated to the smallest group of cash-generating units for which a reasonable and consistent allocation basis can be identified.

3. 主要會計政策(續)

借貸費用

因收購、建築及生產為合資格資產(即須一段長時間始能達至其擬定用途或予以銷售的資產)所產生的直接應計借貸成本被加至有關資產之成本中,直至當此等資產大致上已完成並可作其預計用途或銷售時。當指定借貸尚未支付合資格資產開支而用作臨時投資時,所賺取的投資收入會從資產借貸成本中扣除。

所有其他借貸成本於產生期間在損益表內被確認。

除商譽外之資產減值虧損(見上述有關商譽之會計政策)

於本報告期末,本集團檢測其有限可使用年限資產之賬面值以決定該等資產有否出現任何減值虧損跡象。如有任何跡象產生,該資產之可回收金額需估算以決定減值虧損(如有)之程度。當不可能估算單一資產之可產生回收金額,本集團估算該資產屬於之現金產生單位之可回收金額。當合理的及一致之分配基準可識別時,公司資產可分配於個別現金產生單位,或其分配於現金產生單位之最少團體以識別為合理及一致之分配基準。

NOTES TO THE CONSOLIDATED FINANCIAL STATEMENTS 綜合財務報表附註

For the year ended 31 December 2012

截至2012年12月31日止年度

3. Significant Accounting Policies

Impairment losses on assets other than goodwill (see the accounting policy in respect of goodwill above)

Recoverable amount is the higher of fair value less costs to sell and value in use. In assessing value in use, the estimated future cash flows are discounted to their present value using a pre-tax discount rate that reflects current market assessments of the time value of money and the risks specific to the asset for which the estimates of future cash flows have not been adjusted. If the recoverable amount of an asset (or a cash-generating unit) is estimated to be less than its carrying amount, the carrying amount of the asset (or a cash-generating unit) is reduced to its recoverable amount.

An impairment loss is recognised immediately in profit or loss, unless the relevant asset is carried at a revalued amount under another standard, in which case the impairment loss is treated as a revaluation decrease under that standard.

Where an impairment loss subsequently reverses, the carrying amount of the assets (or cash-generating unit) is increased to the revised estimate of its recoverable amount, but so that the increased carrying amount does not exceed the carrying amount that would have been determined had no impairment loss been recognised for the asset in prior years. A reversal of an impairment loss is recognised as income immediately, unless the relevant asset is carried at a revalued amount under another standard, in which case the reversal of the impairment loss is treated as a revaluation increase under that standard.

3. 主要會計政策(續)

除商譽外之資產減值虧損(見上述有關商譽之會計政策)(續)

可回收金額是公允值減出售之成本及使用價值之較高者。於評估使用價值，估計將來現金流量以稅前貼現率去計算其現值以反映現時市場評估金錢的時間價值及該資產之風險，將來現金流量之估計並不可調整。倘若資產之可回收金額(或現金產生單位)之估計是少於其賬面值，則該資產之賬面值(或現金產生單位)需減少到其可回收金額。

一項減值虧損即時在損益表內被確認，除非有關資產是根據另一項準則以重估值列賬，則有關減值虧損將根據該準則而被視為重估值減少。

當減值虧損於其後撥回，有關資產(或現金產生單位)賬面值將予調升至經修正之估計可收回金額，惟僅限於經調升後之賬面值不會超過有關資產於先前年度未有減值虧損前之賬面值。減值虧損之撥回即時被確認為收入，除非有關資產是根據另一項準則以重估值列賬，則有關減值虧損之撥回將根據該準則被視為重估值增加。

NOTES TO THE CONSOLIDATED FINANCIAL STATEMENTS 綜合財務報表附註

For the year ended 31 December 2012

截至2012年12月31日止年度

3. Significant Accounting Policies

Taxation

Income tax expense represents the sum of the tax currently payable and deferred tax.

The tax currently payable is based on taxable profit for the year. Taxable profit differs from profit before taxation as reported in the consolidated income statement because it excludes items of income or expense that are taxable or deductible in other years and it further excludes items that are never taxable or deductible. The Group's liability for current tax is calculated using tax rates that have been enacted or substantively enacted by the end of the reporting period.

Deferred tax is recognised on temporary differences between the carrying amounts of assets and liabilities in the consolidated financial statements and the corresponding tax base used in the computation of taxable profit. Deferred tax liabilities are generally recognised for all taxable temporary differences. Deferred tax assets are generally recognised for all deductible temporary difference to the extent that it is probable that taxable profits will be available against which those deductible temporary differences can be utilised. Such assets and liabilities are not recognised if the temporary difference arises from goodwill or from the initial recognition (other than in a business combination) of other assets and liabilities in a transaction that affects neither the taxable profit nor the accounting profit.

3. 主要會計政策(續)

稅項

利得稅支出指即期應付稅項與遞延稅項總額。

即期應付稅項乃按年內應課稅前溢利計算。應課稅溢利不包括其他年度的應課稅收入或可扣減開支項目，亦不包括可作免稅或不可作稅項扣減之項目，故與綜合收益表所呈報的溢利淨額不同。本集團即期稅項負債乃按於本報告期末已頒佈或實質已頒佈之稅率計算。

遞延稅項乃確認為就綜合財務報表內資產及負債的賬面值與計算應課稅溢利所採用的相應稅基之暫時差異。遞延稅項負債一般就所有應課稅暫時差異確認。遞延稅項資產則基本上於可扣減暫時差異有可能用以抵銷應課稅溢利時確認。如暫時差異由商譽或由初次確認一項不影響應課稅溢利或會計溢利之交易之其他資產及負債(業務合併除外)所產生，相關資產及負債不予確認。

NOTES TO THE CONSOLIDATED FINANCIAL STATEMENTS 綜合財務報表附註

For the year ended 31 December 2012

截至2012年12月31日止年度

3. Significant Accounting Policies

Taxation

Deferred tax liabilities are recognised for taxable temporary differences associated with investments in subsidiaries and associates, and interests in joint ventures, except where the Group is able to control the reversal of the temporary difference and it is probable that the temporary difference will not reverse in the foreseeable future. Deferred tax assets arising from deductible temporary differences associated with such investments and interests are only recognised to the extent that it is probable that there will be sufficient taxable profits against which to utilise the benefits of the temporary differences and they are expected to reverse in the foreseeable future.

The carrying amount of deferred tax assets is reviewed at the end of the reporting period and reduced to the extent that it is no longer probable that sufficient taxable profits will be available to allow all or part of the asset to be recovered.

Deferred tax assets and liabilities are measured at the tax rates that are expected to apply in the period in which the liability is settled or the asset is realised, based on tax rate (and tax laws) that have been enacted or substantively enacted by the end of the reporting period. The measurement of deferred tax liabilities and assets reflects the tax consequences that would follow from the manner in which the Group expects, at the end of the reporting period, to recover or settle the carrying amount of its assets and liabilities.

3. 主要會計政策(續)

稅項(續)

遞延稅項負債須就投資於附屬公司、聯營公司及投資於合資企業所產生的應課稅暫時差異予以確認，除非本集團可控制暫時差異的回撥時間，而此暫時差異在可預見的將來很可能不會回撥。有關投資之暫時差異而產生之遞延稅項資產只會於當有足夠應課稅溢利而很大機會可以利用暫時差異之好處時被確認及此暫時差異於可見將來很可能會回撥。

遞延稅項資產的賬面值於各本報告期末進行檢討，並於沒可能會有足夠應課稅溢利恢復全部或部份資產價值時作出調減。

遞延稅項資產及負債，乃依據於本報告期末已頒佈或實質上已頒佈之稅率(及稅務法例)，按預期適用於償還負債或變現資產期間之稅率計算。遞延稅項負債及資產之計量反映出倘按本集團預期於報告日期收回或結算其資產及負債賬面值計算的稅項結果。

NOTES TO THE CONSOLIDATED FINANCIAL STATEMENTS 綜合財務報表附註

For the year ended 31 December 2012

截至2012年12月31日止年度

3. Significant Accounting Policies

Foreign currencies

Exchange differences arising on the settlement of monetary items, and on the retranslation of monetary items, are recognised in profit or loss in the period in which they arise. Exchange differences arising on the retranslation of non-monetary items carried at fair value are included in profit or loss for the period, except for exchange differences arising on the retranslation of non-monetary items in respect of which gains and losses are recognised directly in other comprehensive income, in which cases, the exchange differences are also recognised directly in other comprehensive income.

For the purposes of presenting the consolidated financial statements, the assets and liabilities of the Group's foreign oper(r)14ry

NOTES TO THE CONSOLIDATED FINANCIAL STATEMENTS 綜合財務報表附註

For the year ended 31 December 2012

截至2012年12月31日止年度

3. Significant Accounting Policies

Leasing

The Group as lessor

Rental income from operating leases is recognised in profit or loss on a straight-line basis over the term of the relevant lease.

The Group as lessee

Operating lease payments are recognised as an expense on a straight-line basis over the lease term. Contingent rentals arising under operating leases are recognised as an expense in the period in which they are incurred.

In the event that lease incentives are received to enter into operating leases, such incentives are recognised as a liability. The aggregate benefit of incentives is recognised as a reduction of rental expense on a straight-line basis.

Leasehold land and building

When a lease includes both land and building elements, the Group assesses the classification of each element as a finance or an operating lease separately based on the assessment as to whether substantially all the risks and rewards incidental to ownership of each element have been transferred to the Group, unless it is clear that both elements are operating leases, in which case the entire lease is classified as an operating lease. Specifically, the minimum lease payments (including any lump-sum upfront payments) are allocated between the land and the building elements in proportion to the relative fair values of the leasehold interests in the land element and building element of the lease at the inception of the lease.

3. 主要會計政策(續)

租賃(續)

本集團作為出租人

營運租賃之租金收入乃按有關租約年期以直線基準於損益表內確認。

本集團作為承租人

營運租賃費用乃於有關租約年期內以直線基準確認為支出。作為促使訂立營運租賃之已收及應收獎勵之利益於租約年期內以直線基準確認為租金開支中扣減。

倘獲取促使訂立營運租賃之租賃獎勵，該等獎勵確認為負債。獎勵之利益總額以直線基準確認為租金開支扣減。

租賃土地及樓宇

倘租約包括土地及樓宇部份，則本集團根據對各部份之擁有權附帶之絕大部份風險及回報是否已轉讓予本集團之評估，獨立評估將各部份分類為融資或營運租賃，除非顯然兩個部份均為營運租賃，則在該情況下，整份租約分類為營運租賃。具體而言，最低租賃付款(包括任何一次過預付款項)乃按租賃土地部份及樓宇部份於租約開始時之租賃權益相對公允值比例於土地及樓宇部份之間分配。

NOTES TO THE CONSOLIDATED FINANCIAL STATEMENTS 綜合財務報表附註

For the year ended 31 December 2012

截至2012年12月31日止年度

3. Significant Accounting Policies

Leasing

Leasehold land and building

To the extent the allocation of the lease payments can be made reliably, interest in leasehold land that is accounted for as an operating lease is presented as "land use right" in the consolidated statement of financial position and is released over the lease term on a straight-line basis except for those that are classified and accounted for as investment properties under the fair value model. When the lease payments cannot be allocated reliably between the land and building elements, the entire lease is generally classified as a finance lease and accounted for as property, plant and equipment.

Retirement benefit costs

Payments to the state-managed retirement benefit schemes for staff in the People's Republic of China, excluding Hong Kong and Macau (the "PRC"), and to the Mandatory Provident Fund Scheme for staff in Hong Kong are recognised as expense when employees have rendered service entitling them to the contributions.

4. Critical Accounting Judgement and Key Sources of Estimation Uncertainty

In the application of the Group's accounting policies, which are described in note 3, the directors of the Company are required to make judgments, estimates and assumptions about the carrying amounts of assets and liabilities that are not readily apparent from other sources. The estimates and associated assumptions are based on historical experience and other factors that are considered to be relevant. Actual results may differ from these estimates.

3. 主要會計政策(續)

租賃(續)

租賃土地及樓宇(續)

倘能夠可靠地分配租賃款項，則作為營運租賃入賬之租賃土地權益於綜合財務狀況表內呈列為「土地使用權」，並按直線基準於租期內撥回(分類及按公允值模式入賬列作投資物業除外)。當租賃款項未能於土地及樓宇部份之間可靠地分配，整份租約一般分類為融資租賃，並作為物業、廠房及設備入賬。

退休福利成本

就中華人民共和國，不包括香港及澳門(「中國」)員工參與的由國家管理的退休福利計劃及香港員工參與的強制性公積金計劃所作出之供款，於僱員在提供其服務後有權享受該等供款時確認為費用。

4. 重大會計判斷及估計不確定之主要來源

應用本集團的會計政策(如附註3所述)時，本公司董事須就未能輕易地從其他來源確定的資產及負債之賬面值作出判斷、估計及假設。該等估計及相關假設乃根據被視作合適的過往經驗及其他因素作出。實際結果可能與此等估計不同。

NOTES TO THE CONSOLIDATED FINANCIAL STATEMENTS 綜合財務報表附註

For the year ended 31 December 2012

截至2012年12月31日止年度

4. Critical Accounting Judgement and Key Sources of Estimation Uncertainty

The estimates and underlying assumptions are reviewed on an ongoing basis. Revision to accounting estimate is recognised in the period in which the estimate is revised if the revision affects only that period, or in the period of the revision and future periods if the revision affects both current and future periods.

Critical judgment in applying accounting policies

The following is the critical judgment that the directors of the Company have made in the process of applying the Group's accounting policies and that have the most significant effect on the amounts recognised in the consolidated financial statements.

Deferred taxation on investment properties

For the purposes of measuring deferred taxation arising from investment properties that are measured using the fair value model, the directors of the Company have reviewed the Group's and the Company's investment property portfolios and concluded that the Group's and the Company's investment properties of HK\$2,220,846,000 (2011: HK\$2,085,938,000) and HK\$23,233,000 (2011: HK\$22,146,000) respectively, representing properties for commercial use are held under a business model whose objective is to consume substantially all of the economic benefits embodied in the investment properties over time, rather than to sell them.

NOTES TO THE CONSOLIDATED FINANCIAL STATEMENTS 綜合財務報表附註

For the year ended 31 December 2012

截至2012年12月31日止年度

4. Critical Accounting Judgement and Key Sources of Estimation Uncertainty

Critical judgment in applying accounting policies

Deferred taxation on investment properties

The remaining investment properties of the Group with fair value of HK\$849,703,000 (2011: HK\$961,911,000), representing the Group's residential properties, in the opinion of the directors, these properties were held under a business whose objective is to recover through sale. Accordingly, deferred taxation in relation to these investment properties has been measured based on the tax consequences of recovering the carrying amounts entirely through sale.

Key sources of estimation uncertainty

The key assumptions concerning the future, and other key sources of estimation uncertainty at the end of the reporting period, that have a significant risk of causing a material adjustment to the carrying amounts of assets and liabilities within the next financial year, are discussed below.

Fair value of investment properties

At the end of the reporting period, the Group's investment properties are stated at fair value of HK\$2,955,920,000 (2011: HK\$2,917,526,000) based on the valuation performed by an independent qualified professional valuer. In determining the fair value, the valuers have based on market value basis which involves, inter-alia, certain estimates, including comparable market transactions. In relying on the valuation, management has exercised their judgment and is satisfied that the method of valuation is reflective of the current market conditions.

4. 重大會計判斷及估計不確定之主要來源(續)

應用會計政策的重大判斷(續)

投資物業的遞延稅項(續)

本集團餘下投資物業(即本集團的住宅物業)的公允值為849,703,000港元(2011年:961,911,000港元),董事認為,此等結識國蕭)等結識國蕭等 尤

NOTES TO THE CONSOLIDATED FINANCIAL STATEMENTS 綜合財務報表附註

NOTES TO THE CONSOLIDATED FINANCIAL STATEMENTS 綜合財務報表附註

For the year ended 31 December 2012

截至2012年12月31日止年度

5. Capital Risk Management

The Group manages its capital to ensure that entities in the Group will be able to continue as a going concern while maximising the return to shareholders through the optimisation of the debt and equity balance. The Group's overall strategy remains unchanged from prior year.

The capital structure of the Group consists of net debt, which includes the borrowings net of cash and cash equivalents, and equity attributable to owners of the Company, comprising issued share capital, reserves and retained profits.

Management of the Group reviews the capital structure on a continuous basis taking into account the cost of capital and the risk associated with the capital. The Group will balance its overall capital structure through new share issues and the issue of new debt or the redemption of the existing debt.

6. Financial Instruments

Categories of financial instruments

		The Group 本集團		The Company 本公司	
		2012 HK\$'000 千港元	2011 / / 千港元	2012 HK\$'000 千港元	2011 / / 千港元
Financial assets	金融資產				
FVTPL	於損益表按公允價值處理				
— Held-for-trading	— 持作買賣	53,099	74,944	6,045	19,651
— Designated as FVTPL	— 指定為於損益表按公允價值處理	742,711	6,210	742,711	6,210
Loans and receivables	貸款及應收款項	2,453,991	2,426,004	3,600,517	4,495,369
Available-for-sale financial assets	可供出售金融資產	699,574	1,041,055	294,688	441,817
Financial liabilities	金融負債				
Amortised cost	攤銷成本	1,961,286	1,311,121	1,289,095	1,247,525

5. 資本風險管理

本集團透過使用最理想的債務與資本結餘管理其資本以保障集團內的公司能夠以持續經營方式持續並同時達至股東回報最大化。本集團的整體策略與以往年度維持一致。

本集團之資本結構由包括淨債務包括借貸、現金淨額及現金等值及本公司股本持有人應佔股本，其中包括已發行股本、儲備及保留盈利組成。

本集團管理層以持續性方式檢測集團的資本結構並同時考慮資金成本以及資金附帶的風險。本集團將透過發行新股份及發行新債務或贖回現有債務等方式致力平衡整體的資本結構。

6. 金融工具

金融工具之類別

NOTES TO THE CONSOLIDATED FINANCIAL STATEMENTS 綜合財務報表附註

For the year ended 31 December 2012

截至2012年12月31日止年度

6. Financial Instruments

Financial risk management objectives and policies

Market risks

The Group and the Company have not used any interest rate swaps in order to mitigate its exposure associated with fluctuations relating to interest cash flows. However, management monitors interest rate exposure and will consider other necessary actions when significant interest rate exposure is anticipated. In addition, the Group has concentration risk on its floating-rate loan receivables, bank balances and borrowings which expose the Group significantly towards the change in Hong Kong interbank offered

NOTES TO THE CONSOLIDATED FINANCIAL STATEMENTS 綜合財務報表附註

For the year ended 31 December 2012

截至2012年12月31日止年度



6. Financial Instruments

Financial risk management objectives and policies

Market risks

–

The major financial assets and liabilities of the Group are denominated in currencies other than the functional currency of the respective group entities. Other than the items stated below, the directors consider that the Group's exposure to foreign currency exchange risk is insignificant as the majority of the Group's transactions are denominated in the functional currency of each individual group entity. The equivalent amount of HKD are set out below:

The Group 本集團	The Company 本公司
	

NOTES TO THE CONSOLIDATED FINANCIAL STATEMENTS 綜合財務報表附註

For the year ended 31 December 2012

截至2012年12月31日止年度

6. Financial Instruments

Financial risk management objectives and policies

Market risks

Exchange rate risk

Basis of sensitivity analysis:

Sensitivity analysis is prepared to demonstrate the effect of foreign exchange differences by 10% change in exchange rate of the functional currency (mainly RMB) against the relevant foreign currencies of the Company and respective subsidiaries, assuming all other variables were held constant. A positive number below indicates an increase in post-tax profit where the functional currencies weaken 10% against the relevant foreign currencies of the Company and respective subsidiaries. For a 10% strengthening of the functional currencies of the Company and respective subsidiaries, there would be an equal and opposite impact on the profit for the year.

		The Group 本集團		The Company 本公司	
		2012 HK\$'000 千港元	2011 / / 千港元	2012 HK\$'000 千港元	2011 / / 千港元
Profit or loss — post-tax	溢利或虧損 — 除稅後	36,609	56,505	36,127	56,057

Equity and debt investments

Equity and debt investments

As at 31 December 2012 and 2011, the Group is exposed to price risk through its available-for-sale equity investments, held-for-trading investments

NOTES TO THE CONSOLIDATED FINANCIAL STATEMENTS 綜合財務報表附註

For the year ended 31 December 2012

截至2012年12月31日止年度

6. Financial Instruments

Financial risk management objectives and policies

Market risks

Equity and debt investments

The sensitivity analysis below has been determined based on the exposure to equity and debt price risks at the end of the reporting period. If the prices of the respective available-for-sale investments in listed equity securities and debt securities and held-for-trading investments had been 10% (2011: 10%) higher/lower, assuming all other variables were held constant, the impact to the Group and the Company would be:

6. 金融工具(續)

金融風險管理目標及政策(續)

市場風險(續)

價格風險管理(續)

股本及債權投資(續)

下述的敏感度分析乃就於本報告期末之股本及債權價格風險而釐定。倘若相關上市股本證券及債權證券之可供出售投資及持作買賣投資之價格增加或減少10%(2011年:10%), 假設其他所有可變因素維持不變, 對本集團及本公司的影響將會是:

		The Group 本集團		The Company 本公司	
		2012 HK\$'000 千港元	2011 千港元	2012 HK\$'000 千港元	2011 千港元
Held-for-trading investments:	持作買賣投資:				
Increase/decrease in post-tax profit for the year	增加 減少年內 除稅後溢利	5,310	7,494	604	1,965
Available-for-sale investments:	可供出售投資:				
Increase/decrease in other comprehensive income (net of tax)	增加 減少其他 全面溢利 (除稅後)	19,048	54,048	19,048	33,554

10% (2011: 10%) change in equity and debt investment price represents the directors' assessment of the reasonably possible change in price.

10%(2011年:10%)於股本及債權投資價格代表董事判斷價格可能出現的合理變動。

NOTES TO THE CONSOLIDATED FINANCIAL STATEMENTS 綜合財務報表附註

For the year ended 31 December 2012

截至2012年12月31日止年度

6. Financial Instruments 0.5

Financial risk management objectives and policies 0.5

Market risks 0.5

Equity and debt investments 0.5

Equity and debt investments 0.5

As at 31 December 2012 and 2011, the Group is exposed to concentration risk on the available-for-sale investments in listed equity securities and held-for-trading investments as they comprise equity shares issued by several companies listed in the PRC and Hong Kong.

Loan receivables with embedded derivative

NOTES TO THE CONSOLIDATED FINANCIAL STATEMENTS 綜合財務報表附註

For the year ended 31 December 2012

截至2012年12月31日止年度

6. Financial Instruments

Financial risk management objectives and policies

Market risks

Loan receivables with embedded derivative

Loan receivables with embedded derivative

In the opinion of the directors of the Company, the sensitivity analysis above are unrepresentative of the inherent market risk as the pricing model used in the fair value valuation of the loan receivables with embedded derivative involves multiple variables and certain variables are interdependent.

As at 31 December 2012, the Group and the Company were also exposed to interest rate risk through its loan receivables with embedded derivative.

The sensitivity analysis below had been determined based on the exposure to interest rate risk at end of the reporting period. If the interest rate, which was also used as key input in the valuation of loan receivables with embedded derivative (particulars are set out in note 28), had been 150 basis points higher/lower, assuming all other variables were held constant, the impact to the Group and the Company would be:

		The Group and the Company 本集團及本公司
		2012 HK\$'000 千港元
Decrease in post-tax profit for the year	減少年內除稅後溢利	28,460
Increase in post-tax profit for the year	增加年內除稅後溢利	4,717

In the opinion of the directors of the Company, the sensitivity analysis above are unrepresentative of the inherent market risk as the pricing model used in the fair value valuation of the loan receivables with embedded derivative involves multiple variables and certain variables are interdependent.

6. 金融工具(續)

金融風險管理目標及政策(續)

市場風險(續)

價格風險管理(續)

附有嵌入式衍生工具之應收貸款(續)

根據本公司之董事意見，以上之敏感度分析不代表固有的市場風險，因用於計量附有嵌入式衍生工具之應收貸款的計價模式包含多項變數且若干變數相屬互動的。

於2012年12月31日，本集團及本公司須承受涉及附有嵌入式衍生工具之應收貸款之利率風險。

下述的敏感度分析乃按於報告期末之利率風險而釐定。倘利率其亦用作附有嵌入式衍生工具之應收貸款估值(詳情載於附註28)的主要輸入數據上升/下降150基點，假設所有其他可變因素維持不變，其對本集團及本公司的影躁之率

NOTES TO THE CONSOLIDATED FINANCIAL STATEMENTS 綜合財務報表附註

For the year ended 31 December 2012
截至2012年12月31日止年度

6. Financial Instruments

Financial risk management objectives and policies

Liquidity risk

In the management of the liquidity risk, the Group monitors and maintains a level of cash and cash equivalents deemed adequate by the management to finance the Group's operations and mitigate the effects of fluctuations in cash flows. The management monitors the utilisation of bank borrowings and ensures compliance with loan covenants.

The Group

The following table details the Group's and the Company's remaining contractual maturity for its non-derivative financial liabilities based on the agreed repayment terms. The table has been drawn up based on the undiscounted cash flows of financial liabilities based on the earliest date on which the Group and the Company can be required to pay. The table includes both interest and principal cash flows. To the extent that interest flows are floating-rate, the undiscounted amount is derived from existing interest rate at the end of the reporting period.

The Group

		On demand or Less than				Total contractual undiscounted	Carrying value
		6 months	6 months to 1 year	1-2 years	2-5 years	cash flow	
		按要求或少於6個月	6個月至1年	1至2年	2至5年	未折現之現金流總額	賬面值
		千港元	千港元	千港元	千港元	千港元	千港元
As at 31 December 2012	於2012年12月31日						
Trade payables	應付賬款	105,711	—	—	—	105,711	105,711
Other payables	其他應付款	447,892	—	—	—	447,892	447,892
Borrowings	借貸	376,084	117,542	244,550	815,049	1,553,225	1,407,683
		929,687	117,542	244,550	815,049	2,106,828	1,961,286

6. 金融工具(續)

金融風險管理目標及政策(續)

流動資金風險

為管理流動資金風險，本集團監察並維持管理層認為之一定水平的現金及現金等值結餘以滿足集團之運作及去除現金流波動帶來之影響。董事監察銀行貸款的使用情況並保障遵守貸款條款。

流動資金列表

下述列表詳列本集團及本公司基於以特定還款條約之非衍生工具金融負債的剩餘到期合同。該列表是基於金融負債之不折現現金流及基於本集團及本公司可被要求於最早還款日製作。列表包括利息及本金的現金流。若利息流為浮動利率，不折現值以現行利率於本報告期末計算。

本集團

NOTES TO THE CONSOLIDATED FINANCIAL STATEMENTS 綜合財務報表附註

For the year ended 31 December 2012

截至2012年12月31日止年度

6. Financial Instruments

Financial risk management objectives and policies

Liquidity risk

The Group

		On demand or Less than 6 months 按要求或 少於6個月 千港元	6 months to 1 year 6個月至1年 千港元	1-2 years 1至2年 千港元	2-5 years 2至5年 千港元	Total contractual undiscounted cash flow 未折現之 現金流總額 千港元	Carrying value 賬面值 千港元
As at 31 December 2011	於2011年12月31日						
Trade payables	應付賬款	134,476	—	—	—	134,476	134,476
Other payables	其他應付款	261,383	—	—	—	261,383	261,383
Borrowings	借貸	346,470	52,713	123,524	477,173	999,880	915,262
		742,329	52,713	123,524	477,173	1,395,739	1,311,121

The Company

		On demand or Less than 6 months 按要求或	6 months to 1 year to 1 year 千港元	1-2 years 千港元	2-5 years 千港元	Total contractual undiscounted cash flow	Carrying

NOTES TO THE CONSOLIDATED FINANCIAL STATEMENTS 綜合財務報表附註

For the year ended 31 December 2012

截至2012年12月31日止年度

6. Financial Instruments

Financial risk management objectives and policies

Liquidity risk

The Company

6. 金融工具(續)

金融風險管理目標及政策(續)

流動資金風險(續)

流動資金列表(續)

本公司(續)

		On demand or Less than				Total contractual undiscounted	
		6 months	6 months to 1 year	1-2 years	2-5 years	cash flow	Carrying value
		按要求或少於6個月	6個月至1年	1至2年	2至5年	未折現之現金流總額	賬面值
		千港元	千港元	千港元	千港元	千港元	千港元
As at 31 December 2011	於2011年12月31日						
Other payables	其他應付款	19,592	—	—	—	19,592	19,592
Amounts due to subsidiaries	應付附屬公司款	576,783	—	—	—	576,783	576,783
Borrowings	借貸	279,981	25,928	50,670	338,970	695,549	651,150
		876,356	25,928	50,670	338,970	1,291,924	1,247,525

Bank loans with a repayment on demand clause are included in the "on demand or less than 6 months" time band in the above maturity analysis. As at 31 December 2012, the aggregate carrying amounts of these bank loans of the Group and the Company amounted to HK\$265,196,000 and HK\$250,000,000 (2011: HK\$18,865,000 and HK\$1,150,000) respectively. Taking into account the Group's financial position, the directors do not believe that it is probable that the banks will exercise their discretionary rights to demand immediate repayment. The directors believe that such bank loans of the Group and the Company will be repaid in accordance with the scheduled repayment dates set out in the loan agreements in note 39. The aggregate principal and interest cash outflows of the Group and the Company will amount HK\$266,691,000 and HK\$250,484,000 (2011: HK\$20,287,000 and HK\$1,178,000) respectively.

The amounts included above for variable interest rate instruments for non-derivative financial liabilities is subject to change if changes in variable interest rates differ to those estimates of interest rates determined at the end of the reporting period.

包含按要求還款條文之銀行貸款計入上述到期期限分析之「按要求或少於六個月」時段內。於2012年12月31日，該等本集團銀行貸款之賬面值總額分別為265,196,000港元及250,000,000港元(2011年: 18,865,000港元及1,150,000港元)。經考慮本集團之財務狀況，董事並不相信銀行可能會行使其酌情權要求即時還款。董事相信，該等本集團及本公司銀行貸款將會按照附註39呈列之貸款協議所載之預定還款日期償還。屆時，本集團及本公司之本金及利息總現金流出將分別為266,691,000港元及250,484,000港元(2011年: 20,287,000港元及1,178,000港元)。

若變動利率與本報告期末所定之估計利率有差異，以上非衍生金融負債之可變利率之金額將會改變。

NOTES TO THE CONSOLIDATED FINANCIAL STATEMENTS 綜合財務報表附註

For the year ended 31 December 2012

截至2012年12月31日止年度

6. Financial Instruments

Financial risk management objectives and policies

Credit risk

The Group's and the Company's maximum exposure to credit risk in the event of the counterparties failure to perform their obligations as at the end of the reporting period in relation to each class of recognised financial assets is the carrying amount of those assets as stated in the consolidated statement of financial position and Company's statement of financial position respectively. The Group has significant concentration of credit risk in respect of

NOTES TO THE CONSOLIDATED FINANCIAL STATEMENTS 綜合財務報表附註

For the year ended 31 December 2012

截至2012年12月31日止年度

6. Financial Instruments

NOTES TO THE CONSOLIDATED FINANCIAL STATEMENTS 綜合財務報表附註

For the year ended 31 December 2012

截至2012年12月31日止年度

6. Financial Instruments

Fair value measurements recognised in the statement of financial position

The following table provides an analysis of financial instruments that are measured subsequent to initial recognition at fair value, grouped into Levels 1 to 3 based on the degree to which the fair value is observable.

- Level 1 fair value measurements are those derived from quoted prices (unadjusted) in active market for identical assets or liabilities.
- Level 2 fair value measurements are those derived from inputs other than quoted prices included within Level 1 that are observable for the asset or liability, either directly (i.e. as prices) or indirectly (i.e. derived from prices).
- Level 3 fair value measurements are those derived from valuation techniques that include inputs for the asset or liability that are not based on observable market data (unobservable inputs).

The Group

6. 金融工具(續)

公允值之計量於財務狀況表確認

下表是按可被觀察公允值之程度分類為1至3類的金融工具，其於首次確認後以可被觀察的公允值計量分析：

- 第1類的公允值計量是透過可於活躍市場上相同的資產或負債而取得的市場報價(未經調整)。
- 第2類的公允值計量是透過不包含第1類的可被觀察的資產或負債之報價而直接地(即價格)或間接地(即由價格引伸)取得的信息。
- 第3類的公允值計量是透過包括資產或負債的信息而非根據可被觀察的市場數據(不可被觀察之信息)之評估技術。

本集團

		31 December 2012 於2012年12月31日			Total 總額	31 December 2011 於2011年12月31日			Total 總額
		Level 1 第1類	Level 2 第2類	Level 3 第3類		Level 1 第1類	Level 2 第2類	Level 3 第3類	
		千港元	千港元	千港元	千港元	千港元	千港元	千港元	
Financial assets at FVTPL	於損益表按公允值處理的 金融資產								
Structured finance securities	結構性金融證券	—	—	6,533	6,533	—	—	6,210	6,210
Loan receivables with embedded derivative	附有嵌入式衍生工具 之應收貸款	—	—	736,178	736,178	—	—	—	—
Non-derivative financial assets held-for-trading	持作買賣投資之非衍生 金融資產	53,099	—	—	53,099	74,944	—	—	74,944
Available-for-sale financial assets	可供出售金融資產								
Listed equity securities	上市股本證券	190,480	—	—	190,480	606,327	—	—	606,327
PRC government bonds	中國國債	—	—	—	—	2,464	—	—	2,464
Total	總額	243,579	—	742,711	986,290	683,735	—	6,210	689,945

NOTES TO THE CONSOLIDATED FINANCIAL STATEMENTS

NOTES TO THE CONSOLIDATED FINANCIAL STATEMENTS 綜合財務報表附註

For the year ended 31 December 2012

截至2012年12月31日止年度

6. Financial Instruments

6. 金融工具(續)

Reconciliation of Level 3 fair value measurements of financial assets and financial liabilities

第3類金融資產及金融負債之公允值計算調整

		The Group and The Company 本集團及本公司		
		Loan receivables with embedded derivative 附有嵌入式衍生工具之應收貸款	Structured finance securities 結構性金融證券	Total 總額
		千港元	千港元	千港元
At 1 January 2011	於2011年1月1日			
Interest income received from financial assets at fair value through profit or loss	於損益表按公允值處理的金融資產之利息收入	117,581	5,075	122,656
Total gains or losses:	收益或虧損總額：	(16,496)	—	(16,496)
— Change in fair value	— 公允值變動 (附註 a)	95,765	1,135	96,900
— Transfer out of level 3 to held-for-trading investments	— 由第3類劃轉至持作買賣投資(附註 b)	(196,850)	—	(196,850)
At 31 December 2011	於2011年12月31日	—	6,210	6,210
Addition	增加(附註 28)	776,000	—	776,000
Total gains or losses:	收益或虧損總額：	(39,822)	323	(39,499)
— Change in fair value	— 公允值變動 (附註 a)			
At 31 December 2012	於2012年12月31日	736,178	6,533	742,711

附註：

- | | |
|---|---|
| <p>(a) Change in fair value are recognised in the consolidated income statement.</p> <p>(b) Upon the exercise of the conversion right under the loan receivables with embedded derivative into listed shares, the Group and the Company recognised the converted shares as held-for-trading investments. The Group and the Company disposed of all the converted shares during the year ended 31 December 2011.</p> <p>(c) The total gains or losses for the year included in profit or loss of HK\$39,499,000 relates to the loan receivables with embedded derivative and structured finance securities held at the end of the reporting period (2011: HK\$96,900,000).</p> | <p>(a) 公允值變動已於綜合收益表中計入。</p> <p>(b) 於行使附有嵌入式衍生工具之應收貸款之轉換權至上市股份，本集團及本公司確認該轉換權股份為持作買賣投資。本集團及本公司於2011年12月31日之年內出售全部轉換股票。</p> <p>(c) 於本報告期間包括損益中關於附有嵌入式衍生工具之應收貸款39,499,000港元(2011：96,900,000港元)之收入或虧損總額。</p> |
|---|---|

NOTES TO THE CONSOLIDATED FINANCIAL STATEMENTS 綜合財務報表附註

For the year ended 31 December 2012

截至2012年12月31日止年度

7. Revenue and Segment Information

Revenue is analysed as follows:

		2012 HK\$'000 千港元	2011 /1,000 千港元
Property management fee income	物業管理費收入	178,011	159,848
Income from investment in distressed assets through establishment of a special purpose vehicle	通過成立特殊目的載體投資不良資產之收入	—	26,815
Rental income	租金收入	36,352	45,518
Dividend income from listed and unlisted securities	上市及非上市證券股息收入	11,246	26,402
Sales of petrochemical products	石油化工產品銷售	324,434	204,023
		550,043	462,606

7. 收入及分部資料

收入分析如下：

The Group is currently organised into six operating divisions: distressed assets business, investments (including the results from held-for-trading investments, available-for-sale investments, structured finance securities, loan receivables with embedded derivative and loan receivables), sales of properties, property leasing, property management and production and trading of petrochemical products. These operating divisions are the basis of the internal reports about components of the Group that are regularly reviewed by the executive directors of the Company, being the chief operating decision maker, in order to allocate resources to segments and to assess their performance. No operating segments identified by the chief operating decision maker have been aggregated in arriving at the reportable segments of the Group.

No segment assets or liabilities is presented as the chief operating decision maker does not regularly review segment assets and liabilities.

本集團現時由六個營運部門組成：不良資產業務、投資（包括持作買賣投資、可供出售投資、結構性金融證券、附有嵌入式衍生工具之應收貸款及應收貸款之業績）、物業銷售、物業租賃、物業管理及石油化工產品生產及銷售。此等營運部門是由本公司之執行董事，即主要營運決策者在決定分部資源分配及評估其表現上所定期審閱本集團各個組成部分之內部報告作為識別經營分部之基礎。在設定本集團之呈報分部時，主要營運決策者並無識別出任何經營分部亦概未彙集計算。

由於主要營運決策者並無定期審閱分部資產及負債，所以分部資產或負債並沒有呈列。

NOTES TO THE CONSOLIDATED FINANCIAL STATEMENTS 綜合財務報表附註

For the year ended 31 December 2012

截至2012年12月31日止年度

7. Revenue and Segment Information

7. 收入及分部資料(續)

Segment revenue and results

The following is an analysis of the Group's revenue and results by operating and reportable segments:

分部收入及業績

以下是本集團收入及業績按經營及報告分部之分析：

		Year ended 31 December 2012 截至2012年12月31日止						
		Distressed assets business	Investments	Sales of properties	Property leasing	Property management	Production and trading of petrochemical products 石油化工產品 生產及銷售	Consolidated
		不良資產業務	投資	物業銷售	物業租賃	物業管理	生產及銷售	綜合
		HK\$'000	HK\$'000	HK\$'000	HK\$'000	HK\$'000	HK\$'000	HK\$'000
		千港元	千港元	千港元	千港元	千港元	千港元	千港元
Revenue	收入	—	11,246	—	36,352	178,011	324,434	550,043
Results	業績							
Segment (loss) profit	分部(虧損)溢利	(35)	248,027	(62)	25,603	(4,486)	(47,974)	221,073
Other unallocated income, gains and losses	其他未分配收入、 收益及虧損							98,116
Corporate expenses	公司費用							(79,865)
Finance costs	財務費用							(49,897)
Gain on disposal of a subsidiary	出售一間附屬公司收益							126,306
Share of results of associates	攤佔聯營公司業績							(77,831)
Share of results of a jointly controlled entity	攤佔一間共同控制公司 業績							5,541
Profit before taxation	除稅前溢利							243,443

NOTES TO THE CONSOLIDATED FINANCIAL STATEMENTS 綜合財務報表附註

For the year ended 31 December 2012

截至2012年12月31日止年度

7. Revenue and Segment Information

7. 收入及分部資料(續)

Segment revenue and results

分部收入及業績(續)

		Year ended 31 December 2011 截至2011年12月31日止						
		Distressed assets business 不良資產業務	Investments 投資	Sales of properties 物業銷售	Property leasing 物業租賃	Property management 物業管理	Production and trading of petrochemical products 石油化工產品 生產及銷售	Consolidated 綜合
		千港元	千港元	千港元	千港元	千港元	千港元	千港元
Revenue	收入	26,815	26,402	—	45,518	159,848	204,023	462,606
Results	業績							
Segment profit (loss)	分部溢利(虧損)	26,610	254,362	(303)	45,616	(4,218)	(34,605)	287,462
Other unallocated income, gains and losses	其他未分配收入、 收益及虧損							55,974
Reversal of revaluation deficit of leasehold properties	租賃物業重估虧損 回撥							8,387
Corporate expenses	公司費用							(63,054)
Finance costs	財務費用							(20,304)
Gain on deemed disposal of a jointly controlled entity	視同出售一間共同控制 公司的收益							35,072
Gain on disposal of subsidiaries	出售附屬公司收益							64,907
Share of results of associates	攤佔聯營公司業績							10,434
Share of results of jointly controlled entities	攤佔共同控制公司 業績							92,263
Profit before taxation	除稅前溢利							471,141

The accounting policies of the operating segments are the same as the Group's accounting policies described in note 3. Segment profit (loss) represents the results of each segment without allocation of items which are not actively reviewed by the chief operating decision maker, including other unallocated income, gains and losses, comprising interest income other than those from loan receivables, net foreign exchange gain, net loss on disposal of corporate property, plant and equipment and certain miscellaneous unallocated income and share of results of associates and jointly controlled entities. The unallocated corporate expenses, finance costs, gain on deemed disposal of a jointly controlled entity, gain on disposal of subsidiaries and reversal of revaluation deficit of leasehold properties used as the Company's head office are not allocated into individual segment as they are under central management. This is the measure reported to the chief operating decision maker for the purposes of resource allocation and performance assessment.

經營分部之會計準則與本集團於附註3形容之會計準則是一致的。分部溢利(虧損)指各分部的業績，而並無計入主要營運決策者並無主動檢討之項目，當中包括，其他未分配收入、收益及虧損，包含除應收貸款以外之利息收入、滙兌收益淨額、出售公司物業、廠房及設備之虧損淨額及若干未分配雜項收入及攤佔聯營公司及共同控制公司業績。由於未予分配公司費用、財務費用、視同出售一間共同控制公司的收益、出售附屬公司收益及用作公司總部之租賃物業重估虧損回撥，基於中央管理下並不分類為獨立分部。這乃就資源分配及分部表現評估向主要營運決策者呈報之方法。

NOTES TO THE CONSOLIDATED FINANCIAL STATEMENTS 綜合財務報表附註

For the year ended 31 December 2012

截至2012年12月31日止年度

7. Revenue and Segment Information

7. 收入及分部資料(續)

Other segment information

其他分部資料

Year ended 31 December 2012

截至2012年12月31日止年度

	Distressed assets business	Investments	Sales of properties	Property leasing	Property management	Production and trading of petrochemical products	Unallocated	Consolidated
	不良資產業務	投資	物業銷售	物業租賃	物業管理	生產及銷售	未予分配	綜合
	HK\$'000	HK\$'000	HK\$'000	HK\$'000	HK\$'000	HK\$'000	HK\$'000	HK\$'000
	千港元	千港元	千港元	千港元	千港元	千港元	千港元	千港元

Amounts included in the measure of segment profit or loss or segment assets:

包括於量度分部溢利或虧損或分部資產之金額：

Depreciation	折舊	—	—	—	(1,386)	(1,581)	(30,173)	(10,601)	(43,741)
Release of land use right	土地使用權攤銷	—	—	—	—	—	(1,797)	—	(1,797)
Change in fair value of structured finance securities	結構性金融證券之公允價值變動	—	323	—	—	—	—	—	323
Change in fair value of loan receivables with embedded derivative	附有嵌入式衍生工具之應收貸款之公允價值變動	—	(39,822)	—	—	—	—	—	(39,822)
Interest income from loan receivables	應收貸款之利息收入	—	85,429	—	—	—	—	—	85,429
Change in fair value of held-for-trading investments	持作買賣投資公允價值變動	—	12,629	—	—	—	—	—	12,629
Gain on disposal of available-for-sale investments	出售可供出售投資收益	—	309,637	—	—	—	—	—	309,637
Impairment loss recognised on available-for-sale investments	可供出售投資確認之減值虧損	—	(133,646)	—	—	—	—	—	(133,646)
Change in fair value of investment properties	投資物業公允價值變動	—	—	—	42,925	—	—	1,088	44,013
Net loss on disposal of property, plant and equipment	出售物業、廠房及設備產生之虧損淨額	—	—	—	(26)	(60)	(129)	(1)	(216)
Write back of allowance for inventories	存貨撥備回撥	—	—	—	—	—	8,774	—	8,774

Amounts regularly provided to the chief operating decision maker:

定期提供給主要營運決策者之金額：

Capital additions	資本添置								
— property, plant and equipment	— 物業、廠房及設備	—	—	—	44	1,944	646,911	72	648,971
— investment properties	— 投資物業	—	—	—	72,730	—	—	—	72,730
— land use right	— 土地使用權	—	—	—	—	—	151,998	—	151,998
Interests in associates	聯營公司權益	—	—	107,571	—	—	179,654	1,170,156	1,457,381
Interest in a jointly controlled entity	共同控制公司權益	—	—	—	—	—	—	89,417	89,417
Share of results of associates	攤佔聯營公司業績	—	—	21,212	—	—	30,159	(129,202)	(77,831)
Share of results of jointly controlled entity	攤佔共同控制公司業績	—	—	—	—	—	—	5,541	5,541

NOTES TO THE CONSOLIDATED FINANCIAL STATEMENTS 綜合財務報表附註

For the year ended 31 December 2012

截至2012年12月31日止年度

7. Revenue and segment information

7. 收入及分部資料(續)

Other segment information

其他分部資料(續)

Year ended 31 December 2011

截至2011年12月31日止年度

	Distressed assets business	Investments	Sales of properties	Property leasing	Property management	Production and trading of petrochemical products 石油化工產品	Unallocated	Consolidated
	不良資產業務	投資	物業銷售	物業租賃	物業管理	生產及銷售	未予分配	綜合
	千港元	千港元	千港元	千港元	千港元	千港元	千港元	千港元

Amounts included in the measure of segment profit or loss or segment assets:

包括於量度分部溢利或虧損或分部資產之金額：

Depreciation	折舊	—	—	(168)	(1,456)	(2,167)	(10,147)	(9,540)	(23,478)
Release of land use right	土地使用權攤銷	—	—	—	—	—	(235)	—	(235)
Change in fair value of structured finance securities	結構性金融證券之 公允價值變動	—	1,135	—	—	—	—	—	1,135
Change in fair value of loan receivables with embedded derivative	附有嵌入式衍生工具之 應收貸款之公允價值變動	—	95,765	—	—	—	—	—	95,765
Income from investment in distressed assets through establishment of a special purpose vehicle	通過成立特殊目的載體投資 不良資產之收入	26,815	—	—	—	—	—	—	26,815
Interest income from loan receivables	應收貸款之利息收入	—	56,929	—	—	—	—	—	56,929
Change in fair value of held-for-trading investments	持作買賣投資公允價值變動	—	(95,083)	—	—	—	—	—	(95,083)
Gain on disposal of available-for-sale investments	出售可供出售投資收益	—	169,355	—	—	—	—	—	169,355
Change in fair value of investment properties	投資物業公允價值變動	—	—	—	53,024	—	—	1,804	54,828
Net loss on disposal of property, plant and equipment	出售物業、廠房及設備 產生之虧損淨額	—	—	—	(125)	(24)	—	(409)	(558)
Allowance for inventories	存貨撥備	—	—	—	—	—	(8,691)	—	(8,691)

Amounts regularly provided to the chief operating decision maker:

定期提供給主要營運決策者之金額：

Capital additions	資本添置								
— property, plant and equipment	— 物業、廠房及設備	—	—	—	1,286	751	38,872	1,932	42,841
— investment properties	— 投資物業	—	—	—	299,075	—	—	—	299,075
— land use right	— 土地使用權	—	—	—	—	—	70,563	—	70,563
Interests in associates	聯營公司權益	—	—	105,129	—	—	155,024	1,937,726	2,197,879
Interest in a jointly controlled entity	共同控制公司權益	—	—	—	—	—	—	83,072	83,072
Share of results of associates	攤佔聯營公司業績	—	—	15,053	—	—	49,729	(54,348)	10,434
Share of results of jointly controlled entities	攤佔共同控制公司業績	—	—	—	—	—	78,408	13,855	92,263

NOTES TO THE CONSOLIDATED FINANCIAL STATEMENTS 綜合財務報表附註

For the year ended 31 December 2012

截至2012年12月31日止年度

7. Revenue and Segment Information

Information about major customers

There is no single customer contributing over 10% of total revenue of the Group for the year ended 31 December 2012 and 2011.

Geographical information

The Group's operations are located in the PRC and Hong Kong. The Group's revenue from external customers is based on the location of the Group's operations to derive the revenue and information about its non-current assets by geographical location of the assets are detailed below:

		Revenue 收入		Non-current assets 非流動資產	
		2012 HK\$'000 千港元	2011 / / 千港元	2012 HK\$'000 千港元	2011 / / 千港元
Hong Kong	香港	4,320	17,728	267,742	235,487
PRC	中國	545,723	444,878	5,751,772	5,708,561
		550,043	462,606	6,019,514	5,944,048

Non-current assets excluded financial instruments.

Revenue from major products, investments and services

Analysis of the Group's revenue from its major products, investments and services is provided in note 7.

7. 收入及分部資料(續)

主要客戶的資料

截至2012年及2011年12月31日止年度並沒有單一客戶貢獻超過總收入之10%。

地域資料

本集團之營運地點是中國及香港。本集團由外在顧客中之收入是基於本集團之營運地點以取得收入及該非流動資產以地域分類的資料載列如下：

附註：非流動資產不包括金融工具。

主要產品、投資及服務之收入

本集團主要產品、投資及服務之收入分析載列於附註7。

NOTES TO THE CONSOLIDATED FINANCIAL STATEMENTS 綜合財務報表附註

For the year ended 31 December 2012

截至2012年12月31日止年度

8. Other Income, Gains and Losses

8. 其他收入、收益及虧損

		2012 HK\$'000 千港元	2011 / / 千港元
Interest income	利息收入		
— bank deposits	— 銀行存款	14,384	10,677
— amounts due from associates	— 應收聯營公司款	20,472	2,308
— loan receivables	— 應收貸款	85,429	56,929
— others	— 其他	20,010	7,797
Imputed interest on consideration receivable from disposal of an associate	出售一間聯營公司應收代價之 應計利息	—	8,278
Consultancy income	顧問費收入	40,551	21,102
Commission income	佣金收入	3,246	4,090
Net foreign exchange gain	滙兌收益淨額	1,841	2,285
Net loss on disposal of property, plant and equipment	出售物業、廠房及設備之 虧損淨額	(216)	(558)
Others	其他	4,070	7,385
		189,787	120,293

9. Finance Costs

9. 財務費用

		2012 HK\$'000 千港元	2011 / / 千港元
Interest on bank loans wholly repayable within five years	須於五年內悉數償還的銀行借款 利息	46,521	17,574
Interest on other loans wholly repayable within five years	須於五年內悉數償還的其他 借貸利息	10,435	2,730
Total	總額	56,956	20,304
Amounts capitalised	減：資本化金額	(7,059)	—
		49,897	20,304

Borrowing costs capitalised during the year are specifically related to expenditure on qualifying assets.

年內資本化之借貸成本乃特別關於合資格資產的開支。

NOTES TO THE CONSOLIDATED FINANCIAL STATEMENTS 綜合財務報表附註

For the year ended 31 December 2012

截至2012年12月31日止年度

10. Directors' and Chief Executive's Remuneration

10. 董事及行政總裁酬金

The emoluments paid or payable to each of the directors and the chief executive were as follows:

已付或須付予各董事及行政總裁的酬金如下：

Name of directors	董事姓名	2012				Total 總額 HK\$'000 千港元
		Fees 袍金 HK\$'000 千港元	Salaries and other benefits 薪金及其他福利 HK\$'000 千港元	MPF contribution 強積金供款 HK\$'000 千港元	Performance bonus 表現花紅 HK\$'000 千港元 (Note h) (附註 h)	
Chen Xiaozhou	陳孝周	500	—	—	—	500
Hui Xiao Bing	惠小兵	500	—	—	—	500
Gao Jian Min	高建民(附註 a)	500	3,357	14	1,402	5,273
			(附註 b)			
Liu Tianni	劉天倪	400	—	—	—	400
Gu Jianguo	顧建國	400	—	—	—	400
Li Xianli	李現立(附註 c)	—	81	1	—	82
Yang Zhao	楊兆(附註 c)	—	—	—	—	—
Wen Jinsong	溫勁松(附註 d)	400	1,115	12	982	2,509
Chen Qiming	陳啓明(附註 e)	500	—	—	—	500
Zhang Zhongqiu	張中秋(附註 f)	400	—	—	—	400
Chow Kwok Wai	周國偉(附註 g)	400	1,651	14	982	3,047
Kang Dian	康典	400	—	—	—	400
Zhang Lu	張璐	400	—	—	—	400
Hung Muk Ming	洪木明	300	—	—	—	300
Total	總額	5,100	6,204	41	3,366	14,711

NOTES TO THE CONSOLIDATED FINANCIAL STATEMENTS 綜合財務報表附註

For the year ended 31 December 2012

截至2012年12月31日止年度

10. Directors' and Chief Executive's Remuneration

10. 董事及行政總裁酬金(續)

Name of directors	董事姓名	Fees 袍金 千港元	Salaries and other benefits 薪金及 其他福利 千港元	2011		Total 總額 千港元
				MPF contribution 強積金 供款 千港元	Performance bonus 表現花紅 千港元 (Note h) (附註h)	
Chen Xiaozhou	陳孝周	500	—	—	—	500
Hui Xiao Bing	惠小兵	500	—	—	—	500
Gao Jian Min	高建民(附註a)	500	2,862	12	1,650	5,024
Liu Tianni	劉天倪	400	—	—	—	400
Gu Jianguo	顧建國	400	—	—	—	400
Li Xianli	李現立	400	1,001	12	1,155	2,568
Yang Zhao	楊兆	500	—	—	—	500
Zhang Zhongqiu	張中秋(附註f)	400	—	—	—	400
Chow Kwok Wai	周國偉	400	1,244	12	1,155	2,811
Kang Dian	康典	400	—	—	—	400
Zhang Lu	張璐	400	—	—	—	400
Hung Muk Ming	洪木明	300	—	—	—	300
Total	總額	5,100	5,107	36	3,960	14,203

No directors waived any emoluments in both years.

於兩個年度並沒有董事放棄酬金。

- 附註：
- Mr. Gao Jian Min is also the Chief Executive of the Company and his emoluments disclosed above include those for services rendered by him as the chief executive.
 - The amount includes the estimated value of quarters provided amounting to approximately HK\$1,017,000 (2011: HK\$990,000).
 - Mr. Li Xianli and Mr. Yang Zhao resigned as directors of the Company on 15 February 2012.
 - Ms. Wen Jinsong was appointed as a director of the Company on 15 February 2012 and resigned as a director of the Company on 28 December 2012.
 - Mr. Chen Qiming was appointed as a director of the Company on 15 February 2012.

- 高建民先生同時亦為本公司之行政總裁而上文所披露其酬金已包括彼作為行政總裁所提供服務的酬金。
- 金額包括提供宿舍的估計價值約1,017,000港元(2011年: 990,000港元)。
- 李現立先生及楊兆先生於2012年2月15日辭任本公司董事。
- 溫勁松女士於2012年2月15日獲委任為本公司董事並於2012年12月28日辭任本公司董事。
- 陳啓明先生於2012年2月15日獲委任為本公司董事。

NOTES TO THE CONSOLIDATED FINANCIAL STATEMENTS 綜合財務報表附註

For the year ended 31 December 2012

截至2012年12月31日止年度

10. Directors' and Chief Executive's Remuneration

- f. Mr. Zhang Zhongqiu was appointed as a director of the Company on 20 July 2011 and resigned as a director of the Company on 28 December 2012.
- g. Mr. Chow Kwok Wai resigned as a director of the Company on 28 December 2012.
- h. The performance related incentive payments are determined having regard to the performance of individuals and market trends.

11. The five highest paid individuals

The five highest paid individuals of the Group included three (2011: three) directors and the chief executive, details of whose emoluments are set out in note 10 above. The emoluments of the remaining two (2011: two) individuals are as follows:

10. 董事及行政總裁酬金(續)

附註:(續)

- f. 張中秋先生於2011年7月20日獲委任為本公司董事並於2012年12月28日辭任本公司董事。
- g. 周國偉先生於2012年12月28日辭任本公司董事。
- h. 按表現發放之花紅乃經參考個人表現及市場趨勢後釐定。

11. 五名最高薪人士

本集團五名最高薪人士包括三(2011年:三)名董事及行政總裁,彼等的酬金詳情載列於上文附註10。其餘兩(2011年:兩)名人士的酬金如下:

		2012 HK\$'000 千港元	2011 千港元
Salaries and other benefits	薪金及其他福利	3,094	1,830
Performance related incentive payments	按表現發放之獎金	1,963	4,430
Retirement benefit costs	退休福利成本	28	24
		5,085	6,284

Their emoluments are within the following bands:

彼等的酬金介乎下列區間:

		Number of employees 僱員人數	
		2012	2011
HK\$2,000,001 to HK\$2,500,000	2,000,001 港元至 2,500,000 港元	—	1
HK\$2,500,001 to HK\$3,000,000	2,500,001 港元至 3,000,000 港元	2	—
HK\$3,500,001 to HK\$4,000,000	3,500,001 港元至 4,000,000 港元	—	1
		2	2

NOTES TO THE CONSOLIDATED FINANCIAL STATEMENTS 綜合財務報表附註

For the year ended 31 December 2012

截至2012年12月31日止年度

12. Taxation Charge

12. 稅項支出

		2012 HK\$'000 千港元	2011 /1,111 千港元
Tax charge comprises:	稅項支出包括：		
PRC Enterprise Income Tax — current tax	中國企業所得稅 — 即期	52,520	20,298
PRC Enterprise Income Tax — (over) under provision in prior year	中國企業所得稅 — 前年度 (超額提撥) 提撥不足	(1,125)	1,255
		51,395	21,553
Deferred taxation: — current year	遞延稅項：(附註 40) — 本年度	10,731	60,838
Tax charge attributable to the Company and its subsidiaries	本公司及其附屬公司應佔稅項 支出	62,126	82,391

Hong Kong Profits Tax is calculated at 16.5% (2011: 16.5%) on the estimated assessable profits for the year. No provision for Hong Kong Profits Tax has been made as the Company and its subsidiaries in Hong Kong incurred tax losses.

本年度之香港利得稅乃以本年之預計應課稅盈利按 16.5% 計提 (2011 年：16.5%)。由於本公司及其於香港之附屬公司錄得稅務虧損，故並沒有提撥香港利得稅。

The taxation charge of the PRC Enterprise Income Tax for the year has been made based on the Group's estimated assessable profits calculated in accordance with the relevant income tax laws applicable to the subsidiaries in the PRC.

年內之中國企業所得稅乃本集團於中國之附屬公司以估計的應課稅溢利按適用的所得稅法例計算所得之稅項支出。

Under the Law of the People's Republic of China on Enterprise Income Tax (the "EIT Law") and Implementation Regulations of the EIT Law, the tax rate of PRC subsidiaries is 25% from 1 January 2008 onwards.

根據中華人民共和國企業所得稅稅法(「所得稅法」)及所得稅法的實施細則，從 2008 年 1 月 1 日起，於中國之附屬公司適用之稅率為 25%。

NOTES TO THE CONSOLIDATED FINANCIAL STATEMENTS 綜合財務報表附註

For the year ended 31 December 2012

截至2012年12月31日止年度

12. Taxation Charge

Tax charge for the year can be reconciled to the profit before taxation per the consolidated income statement as follows:

12. 稅項支出(續)

年內稅項支出可與綜合收益表中除稅前溢利對賬如下：

		2012 HK\$'000 千港元	2011 / / 千港元
Profit before taxation	除稅前溢利	243,443	471,141
Taxation at the PRC Enterprise Income Tax rate of 25%	按中國企業所得稅稅率25%之稅項	60,861	117,785
Tax effect of expenses not deductible for tax purpose	就稅務用途不得扣減開支的稅務影響	47,290	5,554
Tax effect of income not taxable for tax purpose	就稅務用途無須課稅收入的稅務影響	(84,064)	(76,568)
Tax effect of share of results of associates	攤佔聯營公司業績的稅務影響	19,457	(2,609)
Tax effect of share of results of jointly controlled entities	攤佔共同控制公司業績的稅務影響	(1,385)	(23,066)
Tax effect of tax losses not recognised	未確認稅項虧損的稅務影響	21,092	24,800
Tax effect of utilisation of tax loss previously not recognised	以前未確認之稅項虧損之利用的稅務影響	—	(4,880)
Tax effect of PRC land appreciation tax (the "LAT")	中國土地增值稅(「土地增值稅」)的稅務影響(附註 a)	—	46,824
Income tax exemption	所得稅豁免(附註 b)	—	(6,704)
(Over)underprovision in prior year	以前年度(超額提撥)提撥不足	(1,125)	1,255
Income tax expenses for the year	年內所得稅支出	62,126	82,391

▼

- (a) The Group recognised the LAT on the investment properties which are ready for realisation through sale at the end of the reporting period. The provision of the LAT is included under deferred taxation charged to profit or loss for prior year.
- (b) Pursuant to the relevant laws and regulations in the PRC, income from investment in distressed assets through establishment of a special purpose vehicle is not subject to PRC Enterprise Income Tax.

附註：

- (a) 本集團已確認於本報告期末可供其出售之投資物業之土地增值稅。於以前年度土地增值稅之提撥已包括於遞延稅項計入損益表中。
- (b) 根據中國有關法律及法規，通過成立特殊目的載體投資不良資產之溢利並不包含於中國企業所得稅範圍之內。

NOTES TO THE CONSOLIDATED FINANCIAL STATEMENTS 綜合財務報表附註

For the year ended 31 December 2012

截至2012年12月31日止年度

12. Taxation Charge

12. 稅項支出(續)

The following is an analysis of the tax effect relating to other comprehensive income:

以下是有關其他全面溢利稅務影響之分析：

		2012			2011		
		Before-tax amount	Tax credit (expense)	Net-of-tax amount	Before-tax amount	Tax credit (expense)	Net-of-tax amount
		除稅前金額	稅務抵扣 (支出)	除稅後金額	除稅前金額	稅務抵扣 (支出)	除稅後金額
		HK\$'000	HK\$'000	HK\$'000	HK\$'000	HK\$'000	HK\$'000
		千港元	千港元	千港元	千港元	千港元	千港元
Exchange differences arising on translation	換算產生之滙兌差額	45,330	—	45,330	249,491	—	249,491
Fair value loss on available-for-sale investments	可供出售投資之公允價值虧損	(85,467)	(9,483)	(94,950)	(617,446)	112,338	(505,108)
Reclassification adjustment — transfer to profit or loss on disposal of available-for-sale investments	重列調整 — 出售可供出售投資時劃轉至損益表	(254,954)	30,595	(224,359)	(69,715)	—	(69,715)
Impairment loss on available-for-sale investments recycled to profit for the year	年內回撥損益之可供出售投資減值虧損	133,646	—	133,646	—	—	—
Gain arising on revaluation of leasehold properties	重估租賃物業產生之收益	48,124	(6,412)	41,712	38,774	(4,813)	33,961
Share of other comprehensive income of associates and jointly controlled entities	攤佔聯營公司及共同控制公司其他全面溢利	1,378	—	1,378	6,901	—	6,901
		(111,943)	14,700	(97,243)	(391,995)	107,525	(284,470)

NOTES TO THE CONSOLIDATED FINANCIAL STATEMENTS 綜合財務報表附註

For the year ended 31 December 2012

截至2012年12月31日止年度

13. Profit for the Year

13. 年內溢利

Profit for the year has been arrived at after charging (crediting):

年內溢利經已扣除(計入):

		2012 HK\$'000 千港元	2011 / / 千港元
Auditor's remuneration	核數師酬金	2,976	2,435
Cost of inventories recognised as an expense	存貨成本計入費用	348,166	226,885
(Write back of allowance) allowance for inventories (included in cost of inventories recognised as expenses)	(撥備回撥)存貨撥備(包括已計入費用之存貨成本)(附註)	(8,774)	8,691
Depreciation for property, plant and equipment	物業、廠房及設備之折舊	43,741	23,478
Release of land use right	土地使用權攤銷	1,797	235
Operating lease rentals in respect of land and buildings	土地及樓宇之營運租約租金	1,538	4,463
Staff costs including directors' and chief executive's remuneration set out in note 10	員工費用包括載列於附註10之董事及行政總裁酬金	146,453	127,414
Rental income under operating leases for investment properties, less outgoings of HK\$199,000 (2011: HK\$378,000)	投資物業項下營運租約之租金收入, 扣除開支199,000港元(2011年: 378,000港元)	(36,153)	(45,140)

▼

During the year ended 31 December 2012, certain inventories previously provided for allowance were sold above cost and hence write back allowance for inventories of HK\$8,774,000.

附註:

於2012年12月31日之年度內, 若干於以前已作減值之存貨以高於成本價售出, 因此存貨之撥備回撥金額為8,774,000港元。

14. Earnings per Share

14. 每股盈利

The calculation of the basic earnings per share attributable to owners of the Company is based on the following data:

本公司擁有人應佔的每股基本盈利乃根據下列數據計算所得:

		2012 HK\$'000 千港元	2011 / / 千港元
Earnings:	盈利:		
Earnings for the purpose of basic earnings per share (profit for the year attributable to owners of the Company)	用以計算每股基本盈利之盈利(本公司擁有人應佔年內溢利)	103,785	375,592

NOTES TO THE CONSOLIDATED FINANCIAL STATEMENTS 綜合財務報表附註

For the year ended 31 December 2012

截至2012年12月31日止年度

14. Earnings per Share

14. 每股盈利(續)

		2012 In thousand 千股	2011 千股
Number of shares:	股份數目：		
Weighted average number of shares for the purpose of basic earnings per share	用以計算每股基本盈利之加權平均股份數目	2,304,850	2,273,617

The Company has no potential ordinary shares for the year ended 31 December 2012 and 2011.

於截至2012年及2011年12月31日止年度，本公司並無潛在普通股股份。

15. Dividend

15. 股息

		2012 HK\$'000 千港元	2011 千港元
Dividend recognised as distribution during the year:	年內確認分派的股息：		
Final dividend of 2011, paid HK\$0.05 (2011: Final dividend of 2010, paid HK\$0.10) per share	已付之2011年末期股息每股0.05港元(2011年：已付之2010年末期股息每股0.10港元)	115,242	230,485

The final dividend of HK\$0.05 (2011: HK\$0.05) per share and amounting to approximately HK\$115,242,000 (2011: HK\$115,242,000) has been proposed by the Board and is subject to approval by the shareholders of the Company in the forthcoming annual general meeting.

董事會已建議派付末期股息每股0.05港元(2011年：0.05港元)，股息總額約為115,242,000港元(2011年：115,242,000港元)，惟須待本公司股東於應屆週年股東大會上批准。

NOTES TO THE CONSOLIDATED FINANCIAL STATEMENTS 綜合財務報表附註

For the year ended 31 December 2012

截至2012年12月31日止年度

16. Investment Properties

16. 投資物業

		The Group 本集團		The Company 本公司	
		2012 HK\$'000 千港元	2011 / / 千港元	2012 HK\$'000 千港元	2011 / / 千港元
Fair Value	公允值				
At the beginning of the year	於年初	2,917,526	2,541,194	22,146	20,342
Exchange adjustment	滙兌調整	27,729	103,418	—	—
Additions	添置	72,730	299,075	—	—
Reclassified as assets classified as held-for- sale	重列為列作持作銷售 之資產	(106,078)	(80,989)	—	—
Increase in fair value recognised in profit or loss	於損益表確認之 公允值增加	44,013	54,828	1,087	1,804
At the end of the year	於年末	2,955,920	2,917,526	23,233	22,146

At 31 December 2012, the legal title of the Group's and the Company's investment properties with a carrying value of approximately HK\$23,233,000 (2011: HK\$22,146,000) situated in the PRC has not been passed to the Group and the Company.

於2012年12月31日，本集團及本公司位於中國賬面值約為23,233,000港元(2011年：22,146,000港元)的投資物業之業權仍未過戶至本集團及本公司。

NOTES TO THE CONSOLIDATED FINANCIAL STATEMENTS 綜合財務報表附註

For the year ended 31 December 2012

截至2012年12月31日止年度

16. Investment Properties

The carrying value of the investment properties comprises:

		The Group 本集團		The Company 本公司	
		2012 HK\$'000 千港元	2011 / / 千港元	2012 HK\$'000 千港元	2011 / / 千港元
Held under long term lease/land use right: — situated in the PRC	以長期租約 土地使用權方式持有： — 位於中國	30,945	29,789	—	—
Held under medium term lease/land use right: — situated in the PRC	以中期租約 土地使用權方式持有： — 位於中國	2,924,975	2,887,737	23,233	22,146
		2,955,920	2,917,526	23,233	22,146

All the investment properties are held for rental income under operating leases.

The fair values of the investment properties of the Group and the Company at 31 December 2012 and 2011 were arrived at on the basis of valuations carried out on respective dates by Vigers Appraisal & Consulting Limited ("Vigers"), independent qualified professional valuers not connected with the Group. Vigers is member of the Institute of Valuers. The valuation of the Group's and the Company's investment properties was arrived at using direct comparison method by reference to sales evidence as available on the market.

As at 31 December 2012, certain of the Group's investment properties were held under a business model whose objective is to recover through sale, of which HK\$114,629,000 (2011: HK\$130,323,000) has been reclassified as assets classified as held-for-sale upon meeting the conditions for such classification and HK\$735,074,000 (2011: HK\$831,588,000) are included in the carrying amount of investment properties.

At the end of the reporting periods, the fair value of the investment properties reclassified as assets classified as held-for-sale is arrived at by reference to the selling price as stated in the sales and purchases agreements entered into with independent third parties during the year ended 31 December 2012 and 2011.

All the Group's and the Company's property interests held under operating leases to earn rentals or for capital appreciation purposes are measured using the fair value model and are classified and accounted for as investment properties.

16. 投資物業(續)

投資物業之賬面值包括：

		The Group 本集團		The Company 本公司	
		2012 HK\$'000 千港元	2011 / / 千港元	2012 HK\$'000 千港元	2011 / / 千港元
Held under long term lease/land use right: — situated in the PRC	以長期租約 土地使用權方式持有： — 位於中國	30,945	29,789	—	—
Held under medium term lease/land use right: — situated in the PRC	以中期租約 土地使用權方式持有： — 位於中國	2,924,975	2,887,737	23,233	22,146
		2,955,920	2,917,526	23,233	22,146

所有投資物業均以營運租約持有作收租用途。

本集團及本公司的投資物業於2012年及2011年12月31日之公允值乃基於威格斯資產評估顧問有限公司(「威格斯」)，與本集團並無關連的獨立合資格專業估值師就該日的價值進行評估所得。威格斯是估值師學會成員。本集團及本公司之投資物業賬面值之評估乃使用直接比較法經參照於合適的市場可取得的買賣證據而釐定。

於2012年12月31日，本集團有若干投資物業是以透過出售而回收為目的的商業模式持有，其中114,629,000港元(2011年：130,323,000港元)已重列為列作持作銷售之資產並符合此重列之條件及735,074,000港元(2011年：831,588,000港元)已包括於投資物業之賬面值。

於報告期末，由投資物業重列為列作持作銷售的資產之公允值是以截至2012年及2011年12月31日止年度與獨立第三方簽訂的買賣合同之銷售價而釐定。

所有本集團及本公司以營運租約方式持有作收租或資本增值用途的物業權益均以公允值模式計量，並分類及列賬為投資物業。

NOTES TO THE CONSOLIDATED FINANCIAL STATEMENTS 綜合財務報表附註

For the year ended 31 December 2012

截至2012年12月31日止年度

17. Property, Plant and Equipment

17. 物業、廠房及設備

		Leasehold land and buildings 租賃土地 及樓宇 千港元	Leasehold improvements 租賃物業裝修 千港元	Furniture and fixtures 傢俬及設備 千港元	Office equipment 辦公室設備 千港元	Motor vehicles 汽車 千港元	Plant and machinery 廠房及機器 千港元	Construction in progress 在建工程 千港元	Total 合計 千港元
THE GROUP	本集團								
COST OR VALUATION	成本值或估值								
At 1 January 2011	於2011年1月1日	236,862	7,882	12,765	13,425	22,161	—	—	293,095
Exchange adjustments	滙兌調整	1,088	—	489	563	1,119	7,880	2,001	13,140
Additions	添置	—	—	19	560	3,434	1,925	36,903	42,841
Disposals	出售	—	—	(41)	(1,489)	(1,188)	—	—	(2,718)
Deemed acquisition of a subsidiary	視同收購一間附屬公司 (附註44)	12,529	—	—	322	1,519	192,072	48,776	255,218
Revaluation	重估	39,145	—	—	—	—	—	—	39,145
At 31 December 2011	於2011年12月31日	289,624	7,882	13,232	13,381	27,045	201,877	87,680	640,721
Exchange adjustments	滙兌調整	264	—	119	123	230	3,703	838	5,277
Additions	添置	—	—	89	1,897	2,550	1,462	642,973	648,971
Disposals	出售	—	—	(21)	(817)	(654)	—	—	(1,492)
Revaluation	重估	39,095	—	—	—	—	—	—	39,095
At 31 December 2012	於2012年12月31日	328,983	7,882	13,419	14,584	29,171	207,042	731,491	1,332,572
Comprising:	包括:								
At cost	按成本值	—	7,882	13,419	14,584	29,171	207,042	731,491	1,003,589
At professional valuation — 2012	按2012年之 專業估值	328,983	—	—	—	—	—	—	328,983
		328,983	7,882	13,419	14,584	29,171	207,042	731,491	1,332,572
DEPRECIATION	折舊								
At 1 January 2011	於2011年1月1日	71	4,727	5,419	9,212	13,036	—	—	32,465
Exchange adjustments	滙兌調整	433	—	216	408	733	—	—	1,790
Provided for the year	年度準備	8,391	966	868	1,165	2,843	9,245	—	23,478
Eliminated on disposals	出售時撤銷	—	—	(27)	(1,349)	(673)	—	—	(2,049)
Eliminated on revaluation	重估時撤銷	(8,016)	—	—	—	—	—	—	(8,016)
At 31 December 2011	於2011年12月31日	879	5,693	6,476	9,436	15,939	9,245	—	47,668
Exchange adjustments	滙兌調整	109	—	60	91	146	1,857	—	2,263
Provided for the year	年度準備	10,166	966	609	1,157	3,097	27,746	—	43,741
Eliminated on disposals	出售時撤銷	—	—	(16)	(748)	(437)	—	—	(1,201)
Eliminated on revaluation	重估時撤銷	(9,029)	—	—	—	—	—	—	(9,029)
At 31 December 2012	於2012年12月31日	2,125	6,659	7,129	9,936	18,745	38,848	—	83,442
CARRYING VALUES	賬面值								
At 31 December 2012	於2012年12月31日	326,858	1,223	6,290	4,648	10,426	168,194	731,491	1,249,130
At 31 December 2011	於2011年12月31日	288,745	2,189	6,756	3,945	11,106	192,632	87,680	593,053

NOTES TO THE CONSOLIDATED FINANCIAL STATEMENTS 綜合財務報表附註

For the year ended 31 December 2012

截至2012年12月31日止年度

17. Property, Plant and Equipment

17. 物業、廠房及設備(續)

		Leasehold land and buildings 租賃土地及樓宇 千港元	Leasehold improvements 租賃物業裝修 千港元	Office equipment 辦公室設備 千港元	Motor vehicles 汽車 千港元	Total 合計 千港元
THE COMPANY	本公司					
COST OR VALUATION	成本值或估值					
At 1 January 2011	於2011年1月1日	88,771	2,271	219	3,100	94,361
Revaluation	重估	5,551	—	—	—	5,551
Additions	添置	—	—	—	1,894	1,894
Disposals	出售	—	—	—	(1,188)	(1,188)
At 31 December 2011	於2011年12月31日	94,322	2,271	219	3,806	100,618
Revaluation	重估	4,539	—	—	—	4,539
At 31 December 2012	於2012年12月31日	98,861	2,271	219	3,806	105,157
Comprising:	包括:					
At cost	按成本值	—	2,271	219	3,806	6,296
At professional valuation — 2012	按2012年之 專業估值	98,861	—	—	—	98,861
		98,861	2,271	219	3,806	105,157
DEPRECIATION	折舊					
At 1 January 2011	於2011年1月1日	—	2,271	178	1,803	4,252
Provided for the year	年度準備	3,025	—	24	250	3,299
Eliminated on revaluation	重估時撤銷	(3,025)	—	—	—	(3,025)
Eliminated on disposals	出售時撤銷	—	—	—	(673)	(673)
At 31 December 2011	於2011年12月31日	—	2,271	202	1,380	3,853
Provided for the year	年度準備	3,171	—	15	291	3,477
Eliminated on revaluation	重估時撤銷	(3,171)	—	—	—	(3,171)
At 31 December 2012	於2012年12月31日	—	2,271	217	1,671	4,159
CARRYING VALUES	賬面值					
At 31 December 2012	於2012年12月31日	98,861	—	2	2,135	100,998
At 31 December 2011	於2011年12月31日	94,322	—	17	2,426	96,765

NOTES TO THE CONSOLIDATED FINANCIAL STATEMENTS 綜合財務報表附註

For the year ended 31 December 2012

截至2012年12月31日止年度

17. Property, Plant and Equipment

The above items of property, plant and equipment are depreciated on a straight-line over the following years:

Leasehold land and buildings	50 years or over the lease term, whichever is shorter
Leasehold improvements	3 years
Furniture and fixtures	10 years
Office equipment	5 years
Plant and machinery	10 — 15 years
Motor vehicles	6 — 10 years

At 31 December 2012, the legal title of the Group's and the Company's properties with carrying value of approximately HK\$32,861,000 (2011: HK\$31,322,000) situated in the PRC have not been passed to the Group and the Company.

The carrying value of the leasehold properties comprises:

17. 物業、廠房及設備(續)

以上物業、廠房及設備之項目是以下述之年份以直線法折舊：

租賃土地及樓宇	50年或以租約年期以短為準
租賃物業裝修	3年
傢俬及設備	10年
辦公室設備	5年
廠房及機器	10 — 15年
汽車	6 — 10年

於2012年12月31日，本集團及本公司位於中國之物業之賬面值約為32,861,000港元(2011年：31,322,000港元)之業權仍未過戶至本集團及本公司。

租賃物業之賬面值包括：

		The Group 本集團		The Company 本公司	
		2012 HK\$'000 千港元	2011 / / 千港元	2012 HK\$'000 千港元	2011 / / 千港元
Long term leasehold properties situated in Hong Kong	在香港的長期租賃物業	266,400	229,700	66,000	63,000
Properties under medium term land use right situated in the PRC	在中國以中期土地使用權持有的物業	60,458	59,045	32,861	31,322
		326,858	288,745	98,861	94,322

NOTES TO THE CONSOLIDATED FINANCIAL STATEMENTS 綜合財務報表附註

For the year ended 31 December 2012

截至2012年12月31日止年度

17. Property, Plant and Equipment

The fair values of the Group's leasehold land and buildings at 31 December 2012 and 2011 were arrived at on the basis of valuations carried out on respective dates by Vigers and A-Plus Surveyors Limited ("A-Plus"). The valuations were arrived at using direct comparison method by reference to sales evidence as available on the market. The revaluation surplus on revaluation of the leasehold land and buildings amounted to approximately HK\$48,124,000 was credited to asset revaluation reserve (2011: HK\$47,161,000 of which an amount of approximately HK\$8,387,000 was credited to profit or loss as reversal of impairment loss previously recognised and approximately HK\$38,774,000 was credited to the asset revaluation reserve). Vigers and A-Plus are independent qualified professional valuers not connected with the Group, are members of the Institute of Valuers.

Certain leasehold interest in land cannot be allocated reliably between the land and buildings elements, the leasehold interest in land continues to be accounted for as property, plant and equipment.

If leasehold properties had not been revalued, they would have been included on a historical cost basis at the following amounts:

17. 物業、廠房及設備(續)

本集團的租賃土地及樓宇於2012年及2011年12月31日之公允值乃基於威格斯及恆信測量師行有限公司(「恆信」)就該日所作出之價值評估所得。評估值乃使用直接比較法經參照合適的市場可取得的銷售證據而釐定。租賃土地及樓宇重估盈利金額約為48,124,000港元已計入資產重估儲備(2011年: 47,161,000港元其中約8,387,000港元已計入損益表作為以往減值回撥及約38,774,000港元已計入資產重估儲備)。威格斯及恆信兩者均為與本集團並無關連的獨立合資格專業估值師並且為估值師學會成員。

若干租賃土地之權益無法可靠地分配至土地及樓宇部分,則土地之租賃權益將繼續列賬為物業、廠房及設備。

倘租賃物業未予重估,則該等物業會以歷史成本基準列賬如下:

		The Group 本集團 / / 千港元	The Company 本公司 / / 千港元
Cost	成本	174,674	38,848
Accumulated depreciation and impairment losses	累計折舊及減值虧損	(86,215)	(20,185)
Carrying value at 31 December 2012	賬面值於2012年12月31日	88,459	18,663
Carrying value at 31 December 2011	賬面值於2011年12月31日	98,625	21,835

NOTES TO THE CONSOLIDATED FINANCIAL STATEMENTS 綜合財務報表附註

For the year ended 31 December 2012

截至2012年12月31日止年度

18. Land Use Right

18. 土地使用權

		The Group 本集團 / / 千港元
COST	成本	
At 1 January 2011	於2011年1月1日	—
Addition	增加	70,563
Release for the year	年度攤銷	(235)
At 31 December 2011	於2011年12月31日	70,328
Exchange realignment	滙兌調整	674
Addition	增加	151,998
Release for the year	年度攤銷	(1,797)
At 31 December 2012	於2012年12月31日	221,203

The land use right of the Group was held under medium-term lease in the PRC and released over the term of the lease of 50 years.

本集團之土地使用權是位於中國以中期租賃持有並以租賃期50年攤銷。

As at 31 December 2012, the legal title of the Group's land use right with carrying value of approximately HK\$151,744,000 (2011: nil) situated in the PRC have not been passed to the Group.

於2012年12月31日，本集團之位於中國之土地使用權賬面值約151,744,000港元(2011年：無)之業權仍未過戶至本集團。

19. Goodwill

19. 商譽

		The Group 本集團 / / 千港元
COST	成本	
At 1 January 2011	於2011年1月1日	33,525
Deemed acquisition of a subsidiary	視同收購一間附屬公司(附註44)	39,462
At 31 December 2011 and 2012	於2011年1月1日及2011年及2012年12月31日	72,987
IMPAIRMENT	減值	
At 1 January 2011 and 31 December 2011 and 2012	於2011年1月1日及2011年及2012年12月31日	26,524
CARRYING VALUES	賬面值	
At 31 December 2011 and 2012	於2011年及2012年12月31日	46,463

NOTES TO THE CONSOLIDATED FINANCIAL STATEMENTS 綜合財務報表附註

For the year ended 31 December 2012

截至2012年12月31日止年度

19. Goodwill

Included in the carrying values of goodwill as at 31 December 2012, HK\$7,001,000 (2011: HK\$7,001,000) has been allocated to the cash generating unit for property management ("Unit A") and HK\$39,462,000 (2011: HK\$39,462,000) has been allocated to cash generating unit for production and trading of petrochemical products ("Unit B").

NOTES TO THE CONSOLIDATED FINANCIAL STATEMENTS 綜合財務報表附註

For the year ended 31 December 2012

截至2012年12月31日止年度

20. Unlisted investments in Subsidiaries and Amounts due from Subsidiaries

20. 投資於非上市附屬公司及應收附屬公司款

Unlisted investments in subsidiaries

投資於非上市附屬公司

		The Company 本公司	
		2012 HK\$'000 千港元	2011 / / 千港元
Unlisted shares, at cost (including deemed capital contribution)	非上市股份，按成本值(包括視作資本貢獻)	585,941	498,157

Particulars of the Company's subsidiaries at 31 December 2012 are set out in note 52(a).

本公司的附屬公司於2012年12月31日之詳情載列於附註52(a)。

		The Company 本公司	
		2012 HK\$'000 千港元	2011 / / 千港元
Amounts due from subsidiaries:	應收附屬公司款：		
Non-current:	非流動：		
Non-interest bearing amount	毋須計息金額(附註a)	2,384,886	3,249,101
Amount bearing interest at prevailing Hong Kong prime lending rate	按香港當前優惠利率計息金額	169,690	169,690
Amount bearing interest at prevailing Hong Kong prime lending rate minus 1.5%	按香港當前優惠利率減1.5%計息金額	64,874	64,874
		2,619,450	3,483,665
Current:	流動(附註b)：		
Non-interest bearing amount	毋須計息金額	723,155	523,336
Amount bearing interest at the PBOC interest rate	按人民銀行指定之利率計息金額	110,878	—
		834,033	523,336
		3,453,483	4,007,001

NOTES TO THE CONSOLIDATED FINANCIAL STATEMENTS 綜合財務報表附註

For the year ended 31 December 2012

截至2012年12月31日止年度

20. Unlisted investments in Subsidiaries and Amounts due from Subsidiaries

Unlisted investments in subsidiaries

- (a) The aggregated principal amount of the amounts due from subsidiaries is approximately HK\$2,827,159,000 (2011: HK\$3,603,591,000), which are unsecured, non-interest bearing and have no fixed repayment terms. In the opinion of the directors, the amount will not be repaid in the next 12 months from the end of the reporting period. The effective interest rate is 3.5% (2011: 3.5%) per annum.
- (b) The amounts are unsecured and expected to realise in the next 12 months from the end of the reporting period.

21. Interests in Associates

Cost of investments in associates
— unlisted

Share of post acquisition profits and other comprehensive income, net of dividends received

聯營公司投資成本值
— 非上市

攤佔收購後盈利及其他全面溢利、扣除已收股息

		The Group 本集團	
		2012 HK\$'000 千港元	2011 / / 千港元
		1,402,393	2,148,126
		54,988	49,753
		1,457,381	2,197,879

During the year ended 31 December 2011, Gold Sky Capital Limited ("Gold Sky"), a wholly owned subsidiary of the Company subscribed for 776,424,000 shares of CGNPC Huamei Investment Limited ("CGNPC Huamei"), representing approximately 29.41% of the enlarged issued capital of CGNPC Huamei satisfied by cash consideration of HK\$776,424,000. CGNPC Huamei is a subsidiary of CGNPC International Limited ("CGNPC International"), a shareholder with significant influence over the Company. As at 31 December 2011, included in the cost of investments in associates is goodwill of HK\$14,188,000 arising from the acquisition of the interest in CGNPC Huamei. CGNPC Huamei and its subsidiaries are mainly engaged in diversified power production. During the year ended 31 December 2012, the Group's interest in CGNPC Huamei was entirely disposed of through the disposal of Gold Sky. Details of the disposal are set out in note 45.

20. 投資於非上市附屬公司及應收附屬公司款(續)

投資於非上市附屬公司(續)

附註：

- (a) 應收附屬公司款之本金總額約為2,827,159,000港元(2011年：3,603,591,000港元)為無抵押、免息及沒有固定還款期。董事意見認為該金額於本報告期末後的12個月內並不會歸還。該實際年利率為3.5%(2011年：3.5%)。
- (b) 金額為無抵押及預期於本報告期末後12個月內歸還。

21. 聯營公司權益

於2011年12月31日之年內，Gold Sky Capital Limited(「Gold Sky」)，本公司之全資附屬公司以現金代價776,424,000港元收購中廣核華美投資有限公司(「中廣核華美」)之776,424,000股股本(為中廣核華美之擴大已發行股本約29.41%)。中廣核華美為中廣核國際有限公司(「中廣核國際」)之附屬公司並擁有本公司重大影響之股東。於2011年12月31日，包含在聯營公司投資成本值是由收購中廣核華美之權益所衍生之商譽約14,188,000港元。中廣核華美及其附屬公司主要經營多種能源生產。於2012年12月31日之年內，本集團於中廣核華美之權益已通過出售Gold Sky而全部出售。出售之詳細資料載列之附註45。

NOTES TO THE CONSOLIDATED FINANCIAL STATEMENTS 綜合財務報表附註

For the year ended 31 December 2012

截至2012年12月31日止年度

21. Interests in Associates

During the year ended 31 December 2011, the Group's associates aggregately recognised net loss but an overall share of profit of associates was noted. Included in the net loss, approximately HK\$247,358,000 was contributed by one of the associates and share of loss of approximately HK\$72,748,000 has been recognised by the Group. The remaining associates recognised net profit of approximately HK\$237,945,000 and share of profit of approximately HK\$83,182,000 has been recognised by the Group during the year ended 31 December 2011.

22. Interest in a Jointly Controlled Entity

Cost of investments in a jointly controlled entity-unlisted	共同控制公司投資成本 — 非上市
Share of post-acquisition profit and other comprehensive income	攤佔收購後溢利及其他全面溢利

During the year ended 31 December 2011, due to the amendment in memorandum and articles of association of Tai Zhou United East Petrochemical Company Limited ("TZ United East"), the Group obtained control over TZ United East and hence TZ United East has been accounted for as a subsidiary since the Group has control over TZ United East. Details of the deemed acquisition are set out in note 44.

Particulars of the jointly controlled entity of the Group as at 31 December 2012 and 2011 are set out in note 52(c).

21. 聯營公司權益 (續)

附註：於2011年12月31日之年內，本集團之聯營公司計入淨虧損但整體錄得應佔聯營公司溢利。淨虧損包含由其中一間聯營公司貢獻約247,358,000港元及本集團確認應佔虧損約72,748,000港元。於2011年12月31日年之年內，餘下聯營公司確認溢利約237,945,000港元及本集團確認應佔溢利約83,182,000港元。

22. 一間共同控制公司權益

		The Group 本集團	
		2012 HK\$'000 千港元	2011 / / 千港元
Cost of investments in a jointly controlled entity-unlisted	共同控制公司投資成本 — 非上市	62,189	61,599
Share of post-acquisition profit and other comprehensive income	攤佔收購後溢利及其他全面溢利	27,228	21,473
		89,417	83,072

於2011年12月31日之年內，由於泰州東聯化工有限公司(「泰州東聯化工」)之組織章程細則變更，本集團取得泰州東聯化工之控制權，並因本集團取得泰州東聯化工之控制權而以附屬公司入賬。視作收購之詳情載列於附註44。

本集團之共同控制公司於2012年及2011年12月31日之詳情載列於附註52(c)。

NOTES TO THE CONSOLIDATED FINANCIAL STATEMENTS 綜合財務報表附註

For the year ended 31 December 2012

截至2012年12月31日止年度

22. Interest in a Jointly Controlled Entity



The summarised financial information in respect of the jointly controlled entity which is accounted for using the equity method in the Group's consolidated financial statements is set out below:

22. 一間共同控制公司權益(續)

有關於本集團綜合財務報表以權益法合併的共同控制公司權益之財務資料摘要載列如下：

		2012 HK\$'000 千港元	2011 千港元
Non-current assets	非流動資產	23,672	23,675
Current assets	流動資產	164,914	170,800
Current liabilities	流動負債	(98,601)	(110,473)
Non-controlling interests	非控制權益	(568)	(930)
Group's share of net assets of jointly controlled entity	本集團攤佔共同控制公司資產淨值	89,417	83,072
Income recognised in profit or loss	收入於損益表確認	78,194	562,426
Expenses recognised in profit or loss	費用於損益表確認	(72,653)	(470,163)
Other comprehensive income	其他全面溢利	215	300
Group's share of profits and other comprehensive income of jointly controlled entities for the year	本集團應佔共同控制公司年內溢利及其他全面溢利	5,756	92,563

NOTES TO THE CONSOLIDATED FINANCIAL STATEMENTS 綜合財務報表附註

For the year ended 31 December 2012

截至2012年12月31日止年度

23. Amounts due from Associates

23. 應收聯營公司款

		The Group 本集團		The Company 本公司	
		2012 HK\$'000 千港元	2011 / / 千港元	2012 HK\$'000 千港元	2011 / / 千港元
Current	▼ - 即期(附註a)	—	7,906	—	—
Current	▼ - 即期(附註b)	511,445	750,903	2,310	123,786
		511,445	758,809	2,310	123,786

▼

(a) The amounts were unsecured, bore fixed interest at 1.25% per month and were settled during the year ended 31 December 2012.

(b) The amounts are unsecured, interest-free and are expected to realise in the next 12 months from the end of the reporting period.

附註：

(a) 該金額為無抵押、以固定月利率1.25%計息及已於2012年12月31日之年內償還。

(b) 該金額為無抵押、免息及預期於本報告期末後12個月內會償還。

24. Amount due from a Jointly Controlled Entity

24. 應收一間共同控制公司款

The Group

The amount is unsecured, interest-free and expected to realise in the next 12 months from the end of the reporting period.

本集團

該金額為無抵押、免息及預期於本報告期末後12個月內會償還。

NOTES TO THE CONSOLIDATED FINANCIAL STATEMENTS 綜合財務報表附註

NOTES TO THE CONSOLIDATED FINANCIAL STATEMENTS 綜合財務報表附註

For the year ended 31 December 2012

截至2012年12月31日止年度

26. Available-for-sale Investments

Available-for-sale investments comprise:

		The Group 本集團		The Company 本公司	
		2012 HK\$'000 千港元	2011 千港元	2012 HK\$'000 千港元	2011 千港元
Equity securities listed outside Hong Kong, at fair value	於香港以外上市之股本證券，按公允值	—	270,790	—	—
Equity securities listed in Hong Kong, at fair value	於香港上市之股本證券，按公允值	190,480	335,537	190,480	335,537
PRC government bonds, at fair value	中國政府債券，按公允值	—	2,464	—	—
Total investments at fair value	總投資，按公允值	190,480	608,791	190,480	335,537
Unlisted investments	非上市投資				
Unlisted equity securities, at cost	非上市股本證券，按成本(附註a)	505,551	428,721	103,498	105,570
Club debentures, at cost	會所債券，按成本	—	—	—	—

NOTES TO THE CONSOLIDATED FINANCIAL STATEMENTS 綜合財務報表附註

For the year ended 31 December 2012

截至2012年12月31日止年度

26. Available-for-sale Investments

▼

- (a) Unlisted equity securities represent investments in unlisted equity securities issued by private entities. The business of these companies include, but not limited to power, winery and financial services. They are measured at cost less impairment at the end of the reporting period because the range of reasonable fair value estimates is so significant that the directors are of the opinion that their fair values cannot be measured reliably. During the year ended 31 December 2012, gain on disposal of unlisted available-for-sale investments of HK\$54,683,000 (2011: HK\$99,640,000) has been recognised in profit or loss.
- (b) It comprised of the equity securities which in the opinion of the directors, the Group might dispose of within 12 months after the end of the reporting period and were classified as current assets as at 31 December 2011.

27. Loan Receivables

26. 可供出售投資(續)

附註：

- (a) 非上市股本證券乃指投資於由私人實體發行之非上市股本證券。該等公司之業務包括但不限於電力、釀酒及金融服務行業。由於估計所得的合理公允價值範圍太大，董事意見認為其公允價值無法可靠地計量，因此該等投資乃於報告期末以成本扣除減值計量。於2012年12月31日之年內，出售非上市可供出售投資之收益為54,683,000港元(2011年：99,640,000港元)已於損益表中確認。
- (b) 乃指董事意見認為本集團打算於報告期末後12個月內出售並於2011年12月31日歸類為流動資產的股本證券。

27. 應收貸款

		The Group 本集團	
		2012 HK\$'000 千港元	2011 / / 千港元
Fixed-rate loan receivables	定息應收貸款(附註a)	637,484	16,016
Variable-rate loan receivables	浮息應收貸款(附註b)	223,881	93,630
		861,365	109,646
Analysed for reporting purposes as:		以呈報目的分析如下：	
Current	流動	238,806	109,646
Non-current	非流動	622,559	—
		861,365	109,646

NOTES TO THE CONSOLIDATED FINANCIAL STATEMENTS 綜合財務報表附註

For the year ended 31 December 2012

截至2012年12月31日止年度

28. Loan Receivables with Embedded Derivative

CUDC Limited has an option to pay cash instead of accepting the conversion in an amount equal to the closing price as of the date of exercise of the conversion right by the Company multiplied by the number of shares that would have been converted into.

The Bond carries fixed interest rate at 5% per

NOTES TO THE CONSOLIDATED FINANCIAL STATEMENTS 綜合財務報表附註

For the year ended 31 December 2012

截至2012年12月31日止年度

29. Investment in Distressed Assets through Establishment of a Special Purpose Vehicle

29. 通過成立特殊目的載體投資不良資產

		The Group 本集團	
		2012 HK\$'000 千港元	2011 / / 千港元
Cash collected from distressed assets but not yet transferred to the Group	不良資產收回現金但並未轉入本集團	6,403	6,092

The Group

On 25 October 2006, Silver Grant International Assets Investment Limited ("SGIAIL"), a wholly owned subsidiary of the Company entered into a cooperation memorandum (the "NPL Memorandum") with China Orient Asset Management Corporation ("China Orient") to establish a company in the PRC, Dongxin Union Asset Management Corporation Limited ("Dongxin Union") for the purpose of managing a NPL portfolio (the "First Orient Portfolio"). Pursuant to the NPL Memorandum, SGIAIL purchased 46.17% of First Orient Portfolio from China Orient at a consideration of RMB319,682,000 (equivalent to approximately HK\$321,701,000). SGIAIL injected its 46.17% interest in the First Orient Portfolio and China Orient injected the remaining 53.83% interests in the First Orient Portfolio, representing a capital injection of RMB372,708,000 (equivalent to approximately HK\$376,435,000) into Dongxin Union as investment in Dongxin Union. This transaction was approved by the Ministry of Commerce of the PRC on 22 January 2007. The operation license of Dongxin Union was expired on 31 December 2011. Up to the date of these consolidated financial statements are authorised for issuance, liquidation of Dongxin Union is in progress.

本集團

於2006年10月25日，本公司之全資附屬公司銀建國際資產投資有限公司（「銀建資產投資」）與中國東方資產管理公司（「中國東方」）訂立一項合作備忘錄（「不良資產備忘錄」），於中國成立一間公司——東信聯合資產管理有限公司（「東信聯合」）以管理一項不良資產組合（「東方資產包一」）。根據該不良資產備忘錄，銀建資產投資向中國東方購入東方資產包一的46.17%權益，代價為人民幣319,682,000元（相當於約321,701,000港元）。銀建資產投資注入其46.17%東方資產包一之權益及中國東方注入餘下的53.83%東方資產包一之權益，即注入人民幣372,708,000元（相當於約376,435,000港元）資本予東信聯合作為東信聯合的出資額。此項交易已於2007年1月22日取得中國商務部之批准。東信聯合的營業執照已於2011年12月31日終止。截至本綜合財務報表授權發行日，東信聯合之清算仍在進行中。

NOTES TO THE CONSOLIDATED FINANCIAL STATEMENTS 綜合財務報表附註

For the year ended 31 December 2012

截至2012年12月31日止年度

29. Investment in Distressed Assets through Establishment of a Special Purpose Vehicle



The Group



Pursuant to the Memorandum and Article of Dongxin Union, China Orient was responsible to manage the First Orient Portfolio and Second Orient Portfolio. China Orient was entitled to a management fee equal to 10% of the gross amount recovered from the First Orient Portfolio and Second Orient Portfolio. The proportion of sharing of the recovered amounts for the First Orient Portfolio and Second Orient Portfolio are based on a pre-determined scale stated in the NPL Memorandum and the Second Memorandum respectively.

The investment in distressed assets through the establishment of a special purpose vehicle is measured at amortised cost less impairment, with income credited to profit or loss. The investment in distressed assets through the establishment of a special purpose vehicle is denominated in RMB which is also the functional currency of the group entity which holds the investment. For the First Orient Portfolio, the original effective interest rate was approximately 70.02% per annum. For the Second Orient Portfolio, the original effective interest rate was approximately 93.75% per annum.

During the year ended 31 December 2011, there were unexpected cash recoveries from the First Orient Portfolio and the Second Orient Portfolio. Based on the pre-determined scale stated in the NPL Memorandum and the Second Memorandum, the Group shared and recognised HK\$26,815,000 as income during the year ended 31 December 2011. Since then, the directors did not expect any cash could be recovered from both the First Orient Portfolio and the Second Portfolio in future.

29. 通過成立特殊目的載體投資不良資產(續)

本集團(續)

根據東信聯合的公司章程，中國東方負責管理東方資產包一及東方資產包二。中國東方有權收取按東方資產包一及東方資產包二回收毛額10%計算的管理費。東方資產包一及東方資產包二之回收金額之分配比例是分別以不良資產備忘錄及備忘錄二之預定比率制定。

通過成立特殊目的載體投資不良資產是以攤銷成本扣減減值虧損計量，其收入則計入損益表。通過成立特殊目的載體投資不良資產的計價採用人民幣，亦為持有該投資的集團公司之功能貨幣。東方資產包一之原實際年利率約為70.02%。東方資產包二之原實際年利率約為93.75%。

於2011年12月31日之年內，由東方資產包一及東方資產包二有非預期現金回收。根據不良資產備忘錄及備忘錄二之預定比率，於2011年12月31日之年內，本集團分配及確認之收入為26,815,000港元。自此之後，董事沒有預期東方資產包一及東方資產包二於將來有任何現金回收。

NOTES TO THE CONSOLIDATED FINANCIAL STATEMENTS 綜合財務報表附註

For the year ended 31 December 2012

截至2012年12月31日止年度

29. Investment in Distressed Assets through Establishment of a Special Purpose Vehicle

The Group

As at 31 December 2012, cash collected by China Orient from distressed assets but not yet transfer to the Group and deposited in bank accounts of Dongxin Union was amounting to HK\$6,403,000 (2011: HK\$6,092,000). The effective interest rate from such bank deposits is approximately 0.35% (2011: 0.5%) per annum.

As at 31 December 2012, included in accrued charges, rental deposits and other payables of HK\$12,488,000 (2011: HK\$16,392,000) represented the cash collected from the distressed assets of the Second Orient Portfolio by the Group on behalf of the other investors under the Joint Investment Contract.

Particulars of Dongxin Union are set out in note 53.

The Group is actively seeking opportunity for investment potential in other distressed assets. In this regards, the Group's distressed assets business is not considered as discontinued operation.

30. Inventories

29. 通過成立特殊目的載體投資不良資產(續)

本集團(續)

於2012年12月31日，由中國東方從不良資產已收回的現金但尚未劃轉至本集團並且存放於東信聯合之銀行賬戶的金額為6,403,000港元(2011年：6,092,000港元)。該銀行存款之實際存款年利率約0.35%(2011年：0.5%)。

於2012年12月31日，包含於應計費用，租務按金及其他應付款中12,488,000港元(2011年：16,392,000港元)代表本集團根據共同投資協議代其他投資者回收不良資產包二之現金。

有關東信聯合之摘要載列於附註53。

本集團正積極尋求其他不良資產之投資機會。因此，本集團之不良資產業務並不認為是終止經營業務。

30. 存貨

		The Group 本集團	
		2012 HK\$'000 千港元	2011 / / 千港元
Consumables	消耗品	456	436
Raw materials	原材料	6,119	17,526
Finished goods	成品	14,176	32,483
		20,751	50,445

NOTES TO THE CONSOLIDATED FINANCIAL STATEMENTS 綜合財務報表附註

For the year ended 31 December 2012

截至2012年12月31日止年度

31. Held-for-trading Investments

31. 持作買賣投資

		The Group 本集團		The Company 本公司	
		2012 HK\$'000 千港元	2011 / / 千港元	2012 HK\$'000 千港元	2011 / / 千港元
Equity securities listed in Hong Kong and the PRC, at fair value	於香港及中國上市的股本證券，按公允值	51,190	72,945	6,045	19,651
Equity securities listed outside Hong Kong, at fair value	於香港以外上市的股本證券，按公允值	1,909	1,999	—	—
		53,099	74,944	6,045	19,651

32. Trade Receivables

32. 應收賬款

The Group

The Group allows a credit period of 30 to 60 days to its trade customers.

The following is an aged analysis of trade receivables presented based on the invoice date at the end of the reporting period, which approximated the respective revenue recognition dates:

本集團

本集團給予貿易客戶30至60天信用期。

下列是按發票日為基準與相對之收入確認日期相約之應收賬款於本報告期末之賬齡分析：

		The Group 本集團	
		2012 HK\$'000 千港元	2011 / / 千港元
0 to 30 days	0至30日	2,060	2,750
31 to 90 days	31日至90日	2,048	3,492
91 to 180 days	91日至180日	2,255	3,515
181 to 360 days	181日至360日	1,981	2,837
		8,344	12,594

The Group's trade receivables that are neither past due nor impaired are those debtors with satisfactory credit quality under the management's assessment and with good past repayment records.

Included in the Group's trade receivable balance are debtors with a carrying amount of HK\$6,284,000 (2011: HK\$9,844,000) which are past due at the end of the reporting period for which the Group has not provided for impairment loss. The Group does not hold any collateral over these balances. The average age of these receivable is 139 days (2011: 147 days).

本集團之應收賬款未到期及並未被減值的餘額是基於管理層認為借方有良好的信貸質素及還款記錄。

本集團之應收賬款賬面值包括6,284,000港元(2011年：9,844,000港元)於本報告期末已到期但本集團並沒有作減值虧損。本集團並沒有對該餘額持有任何抵押，該應收賬款之平均賬齡為139日(2011年：147日)。

NOTES TO THE CONSOLIDATED FINANCIAL STATEMENTS 綜合財務報表附註

For the year ended 31 December 2012

截至2012年12月31日止年度

32. Trade Receivables

Aging of trade receivables which are past due but not yet impaired:

		The Group 本集團	
		2012 HK\$'000 千港元	2011 / / 千港元
31 to 90 days	31日至90日	2,048	3,492
91 to 180 days	91日至180日	2,255	3,515
181 to 360 days	181日至360日	1,981	2,837
		6,284	9,844

The Group did not provide impairment loss for the trade receivables.

應收賬款已到期但並未被減值之賬齡分析：

		The Group 本集團	
		2012 HK\$'000 千港元	2011 / / 千港元
31 to 90 days	31日至90日	2,048	3,492
91 to 180 days	91日至180日	2,255	3,515
181 to 360 days	181日至360日	1,981	2,837
		6,284	9,844

本集團並無就應收賬款提撥減值虧損。

33. Deposits, Prepayments and Other Receivables

		The Group 本集團		The Company 本公司	
		2012 HK\$'000 千港元	2011 / / 千港元	2012 HK\$'000 千港元	2011 / / 千港元
Consideration receivables and accrual interest from disposal of available-for-sale investment in 2011	於2011年出售可供出售投資之應收代價及應計利息(附註a)	76,156	70,000	—	—
Amount due from a shareholder	應收一位股東款(附註b)	17,343	—	17,343	—
Pledged deposits for other loan	其他貸款之抵押按金(附註c)	31,095	—	31,095	—
Consideration receivable from disposal of available-for-sale investment in 2012	於2012年出售可供出售投資之應收代價(附註d)	84,944	—	84,944	—
Amount due from a broker	應收一間證券行	—	40,201	—	—
Others	其他	44,860	39,564	4,885	8,972
		254,398	149,765	138,267	8,972

33. 按金、預付款及其他應收款

NOTES TO THE CONSOLIDATED FINANCIAL STATEMENTS 綜合財務報表附註

For the year ended 31 December 2012

截至2012年12月31日止年度

33. Deposits, Prepayments and Other Receivables

- (a) During the year ended 31 December 2011, the Group disposed of its unlisted available-for-sale investment with carrying value of HK\$40,000,000 at a consideration of HK\$140,000,000. The consideration was unsecured, interest free and repayable by two instalments: HK\$70,000,000 at the date of transaction and the remaining HK\$70,000,000 by 31 May 2012. On 31 May 2012, the Group entered into an extension agreement with this buyer and agreed to extend the repayment period from 31 May 2012 to 30 November 2013 and charge interest on the unsettled consideration at 15% per annum. According to the extension agreement, the buyer has to repay 30% of the unsettled consideration together with the relevant interest payable prior to 31 March 2013 and the remaining balance before 30 November 2013. As at 31 December 2012, accrued interest of HK\$6,156,000 was included in this balance. Up to the date of these consolidated financial statements are authorised for issuance, the Group received partial settlement from the buyer of HK\$29,199,000, being 30% of the unsettled consideration and the relevant interest payable.
- (b) The shareholder has significant influence over the Company. It is unsecured, interest free and repayable on demand. The amount was fully settled after the end of the reporting period.
- (c) During the year ended 31 December 2012, the Group obtained an HKD denominated other loan of HK\$30,000,000 from a shareholder of the Company, which can exercise significant influence over the Company. Pursuant to the loan agreement, the Group paid a RMB deposit of RMB25,000,000 (equivalent to HK\$31,095,000) to this shareholder as a security of the loan. This deposit is non-interest bearing. Such arrangement was aimed to satisfy the Group's immediate HKD cash needs.
- (d) The balance is repayable on demand.

34. Bank Balances and Cash

The Group and the Company

The Group's and the Company's bank balances and cash comprise cash and short-term bank deposits carrying prevailing market deposit rates with effective interest at an average of 0.35% (2011: 0.5%) per annum and an original maturity of three months or less. Included in the Group's and the Company's bank balances and cash at 31 December 2012 were an aggregate amount of approximately HK\$735,131,000 (2011: HK\$1,028,192,000) and HK\$640,000 (2011: HK\$48,467,000) respectively which were denominated in RMB and are not freely convertible into other currencies.

33. 按金、預付款及其他應收款(續)

附註：

- (a) 於2011年12月31日之年內，本集團以140,000,000港元之代價出售其賬面值40,000,000港元之非上市可供出售投資。該代價為無抵押、免息及以兩期歸還：於交易日歸還70,000,000港元及餘下70,000,000港元於2012年5月31日前歸還。於2012年5月31日，本集團與此買方簽訂一份展期協議並同意將還款期由2012年5月31日延展至2013年11月30日並就未償還代價款項以年利率15%於計收息。根據展期協議，該買家需於2013年3月31日之前支付未償還代價款項之30%及相關應計利息並且於2013年11月30日支付餘下結餘。於2012年12月31日應計利息6,156,000港元已包括於此結餘，截至綜合財務報表授權發行日，本集團已由該買家收回部份還款29,199,000港元，即未償還代價的30%及其相關應計利息。
- (b) 該股東對本公司有重大影響力。此為無抵押，免息及於要求時償還。該金額於本報告期末後已全數清還。
- (c) 於2012年12月31日之年內，本集團由一間對本公司可行使重大影響力之本公司之股東取得以港元計量之其他貸款30,000,000港元。根據該貸款協議，本集團支付人民幣按金25,000,000元(相當於31,095,000港元)予該股東作為貸款之抵押。此按金為無息的。該項安排目的旨在滿足本集團之即時港幣現金需要。
- (d) 此結餘是於要求時償還。

34. 銀行結餘及現金

本集團及本公司

本集團及本公司銀行結餘及現金包括現金及開首到期日為3個月或以內、以現行市場利率平均0.35%(2011年：0.5%)年率之短期銀行存款。於2012年12月31日，本集團及本公司之銀行結餘及現金分別包括總額約735,131,000港元(2011年：1,028,192,000港元)及640,000港元(2011年：48,467,000港元)以人民幣為計價單位，並且不能自由兌換為其他貨幣。

NOTES TO THE CONSOLIDATED FINANCIAL STATEMENTS 綜合財務報表附註

For the year ended 31 December 2012

截至2012年12月31日止年度

35. Assets Classified as Held-for-sale/Liabilities Associated with Assets Classified as Held-for-sale

35. 列作持作銷售之資產 列作持作銷售之資產之連帶負債

		The Group 本集團	
		2012 HK\$'000 千港元	2011 /1, ... 千港元
Assets classified as held-for-sale — Investment properties	列作持作銷售之資產 — 投資物業	114,629	130,323
Liabilities associated with assets classified as held-for-sale — Considerations received	列作持作銷售資產之連帶 之負債 — 收到之代價	114,629	130,323

The disposal is pending for the approval from the relevant regulatory authority and delivery to the respective buyers.

該出售正等待有關監管機構之批准及交割至相關買家。

36. Pledge of Assets

The Group

At 31 December 2012, the Group pledged certain investment properties, leasehold land and buildings and land use right with an aggregate carrying value at the end of the reporting period of approximately HK\$2,225,249,000 (2011: HK\$2,087,717,000), HK\$252,000,000 (2011: HK\$218,000,000) and HK\$69,005,000 (2011: nil) respectively to secure general banking facilities granted to the Group and other payable to an independent third party (note 42). Besides, as set out in note 33(c), the Group paid a deposit of approximately HK\$31,095,000 (2011: nil) to a shareholder of the Company, which can exercise significant influence over the Company, to secure other loan of HK\$30,000,000 (2011: nil) advanced by this shareholder.

36. 資產抵押

本集團

於2012年12月31日，本集團已將其於本報告期末累計賬面總額分別約為2,225,249,000港元(2011年：2,087,717,000港元)、252,000,000港元(2011年：218,000,000港元)及69,005,000港元(2011年：無)之若干投資物業、租賃土地及樓宇及土地使用權抵押作為本集團獲授予一般性銀行融資的條件及其他應付款予一獨立第三方(附註42)。此外，於附註33(c)載列，本集團向一間對本公司可行使重大影響力之本公司股東支付一筆按金31,095,000港元(2011年：無)以抵押由該股東授出30,000,000港元(2011年：無)之其他貸款。

NOTES TO THE CONSOLIDATED FINANCIAL STATEMENTS 綜合財務報表附註

For the year ended 31 December 2012

截至2012年12月31日止年度

36. Pledge of Assets

The Company

At 31 December 2012, the Company pledged certain leasehold land and buildings with an aggregate carrying value at the end of the reporting period of approximately HK\$66,000,000 (2011: HK\$63,000,000) to secure general banking facilities granted to the Company. Besides, as set out in note 33(c), the Company paid a deposit of approximately HK\$31,095,000 (2011: nil) to a shareholder of the Company to secure other loan of HK\$30,000,000 (2011: nil) advanced by this shareholder.

37. Share Capital

		Number of shares 股份數目		Nominal value 票面值	
		2012 In thousand 千股	2011 千股	2012 HK\$'000 千港元	2011 千港元
Ordinary shares of HK\$0.20 each 每股面值0.20港元之普通股	法定股本： 於年初及於年末	4,000,000	4,000,000	800,000	800,000
At the beginning and the end of the year					
At the beginning of the year	已發行及已繳足股本： 於年初	2,304,850	2,184,850	460,970	436,970
Issue of new shares	發行新股	—	120,000	—	24,000
At the end of the year	於年末	2,304,850	2,304,850	460,970	460,970

On 6 April 2011, the Company issued and allotted a total of 120,000,000 shares at a cash consideration of HK\$3.00 per share to independent third parties. The new shares issued during the year ended 31 December 2011 rank pari passu in all respects with the existing shares in issue.

36. 資產抵押(續)

本公司

於2012年12月31日，本公司已將其於本報告期末的累計賬面總額約為66,000,000港元(2011年：63,000,000港元)之若干租賃土地及樓宇抵押作為本公司獲授予一般性銀行融資的條件。此外，於附註33(c)載列，本公司向一間對本公司可行使重大影響力之本公司股東支付一筆按金31,095,000港元(2011年：無)以抵押由該股東授出30,000,000港元(2011年：無)之其他貸款。

37. 股本

於2011年4月6日，本公司以現金代價每股3.00港元發行及配售合共120,000,000股予獨立第三方。於2011年12月31日之年內發行之新股在各方面與現有已發行股份享有同等權益。

NOTES TO THE CONSOLIDATED FINANCIAL STATEMENTS 綜合財務報表附註

For the year ended 31 December 2012

截至2012年12月31日止年度

38. Reserves

The Group

		Attributable to owners of the Company 本公司 擁有人應佔 千港元	Non- controlling interests 非控股權益 千港元	Total 總額 千港元
Asset revaluation reserve	資產重估儲備			
At 1 January 2011	於2011年1月1日	97,471	—	97,471
Gain on revaluation of leasehold properties	重估租賃物業收益	38,774	—	38,774
Deferred tax liabilities arising on revaluation of leasehold properties	重估租賃物業產生之遞延稅項負債	(4,813)	—	(4,813)
At 31 December 2011	於2011年12月31日	131,432	—	131,432
Gain on revaluation of leasehold properties	重估租賃物業收益	48,124	—	48,124
Deferred tax liabilities arising on revaluation of leasehold properties	重估租賃物業產生之遞延稅項負債	(6,412)	—	(6,412)
At 31 December 2012	於2012年12月31日	173,144	—	173,144
Investment revaluation reserve	投資重估儲備			
At 1 January 2011	於2011年1月1日	629,357	131,146	760,503
Change in fair value arising on revaluation of available-for-sale investments	重估可供出售投資產生之公允值變動	(532,275)	(85,171)	(617,446)
Deferred tax liability arising on revaluation of available-for-sale investments	重估可供出售投資產生之遞延稅項負債	77,067	35,271	112,338
Transfer to profit or loss on disposal of available-for-sale investments	出售可供出售投資時劃轉至損益表	(58,171)	(11,544)	(69,715)
At 31 December 2011	於2011年12月31日	115,978	69,702	185,680
Change in fair value arising on revaluation of available-for-sale investments	重估可供出售投資產生之公允值變動	(109,304)	23,837	(85,467)
Deferred tax liability arising on revaluation of available-for-sale investments	重估可供出售投資產生之遞延稅項負債	12,670	8,442	21,112
Transfer to profit or loss on disposal of available-for-sale investments	出售可供出售投資時劃轉至損益表	(152,973)	(101,981)	(254,954)
Impairment loss on available-for-sale investment recycled to profit for the year	年內回撥損益之可供出售投資減值虧損	133,646	—	133,646
At 31 December 2012	於2012年12月31日	17	—	17
Translation reserve	滙兌儲備			
At 1 January 2011	於2011年1月1日	478,326	5,250	483,576
Exchange difference arising on translation	換算產生之滙兌差額	227,485	22,006	249,491
Share of reserves of associates	攤佔聯營公司儲備	6,601	—	6,601
Share of reserves of jointly controlled entities	攤佔共同控制公司儲備	300	—	300
At 31 December 2011	於2011年12月31日	712,712	27,256	739,968
Exchange difference arising on translation	換算產生之滙兌差額	46,542	(1,212)	45,330
Share of reserves of associates	攤佔聯營公司儲備	1,163	—	1,163
Share of reserves of a jointly controlled entity	攤佔一間共同控制公司儲備	215	—	215
At 31 December 2012	於2012年12月31日	760,632	26,044	786,676

NOTES TO THE CONSOLIDATED FINANCIAL STATEMENTS 綜合財務報表附註

For the year ended 31 December 2012

截至2012年12月31日止年度

38. Reserves

The Company

The distributable reserves of the Company as at 31 December 2012 amounted to approximately HK\$355,635,000 (2011: HK\$619,234,000), being its retained profits at that date.

38. 儲備(續)

本公司

本公司於2012年12月31日之可分派儲備，即其於該日的保留溢利，總額約為355,635,000港元(2011年：619,234,000港元)。

		Share premium	Asset revaluation reserve	Capital redemption reserve	Investment revaluation reserve	Retained profits	Total
		股份溢價	資產重估儲備	資本贖回儲備	投資重估儲備	保留溢利	合計
		千港元	千港元	千港元	千港元	千港元	千港元
At 1 January 2011	於2011年1月1日	2,823,223	59,792	13,992	360,137	449,915	3,707,059
Gain on revaluation of leasehold land and buildings	重估租賃土地及樓宇產生之盈利	—	8,576	—	—	—	8,576
Deferred tax liabilities arising on revaluation of leasehold land and buildings	重估租賃土地及樓宇產生之遞延稅項負債	—	(524)	—	—	—	(524)
Change in fair value arising on revaluation of available-for-sale investments	重估可供出售投資產生之公允值變動	—	—	—	(348,725)	—	(348,725)
Other comprehensive income for the year	年內其他全面溢利	—	8,052	—	(348,725)	—	(340,673)
Profit for the year	年內溢利	—	—	—	—	399,804	399,804
Total comprehensive income for the year	年內全面溢利總額	—	8,052	—	(348,725)	399,804	59,131
Issue of shares	發行股本	336,000	—	—	—	—	336,000
Share issue expenses	股份發行費用	(7,404)	—	—	—	—	(7,404)
Dividend	股息	—	—	—	—	(230,485)	(230,485)
At 31 December 2011	於2011年12月31日	3,151,819	67,844	13,992	11,412	619,234	3,864,301

NOTES TO THE CONSOLIDATED FINANCIAL STATEMENTS 綜合財務報表附註

For the year ended 31 December 2012

截至2012年12月31日止年度

38. Reserves

The Company

38. 儲備(續)

本公司(續)

			Asset revaluation reserve	Capital redemption reserve	Investment revaluation reserve	Retained profits	Total
		Share premium	資產重估 儲備	資本贖回 儲備	投資重估 儲備	保留溢利	合計
		千港元	千港元	千港元	千港元	千港元	千港元
At 31 December 2011	於2011年12月31日	3,151,819	67,844	13,992	11,412	619,234	3,864,301
Gain on revaluation of leasehold land and buildings	重估租賃土地及樓宇產生之盈利	—	7,710	—	—	—	7,710
Deferred tax liabilities arising on revaluation of leasehold land and buildings	重估租賃土地及樓宇產生之遞延稅項負債	—	(524)	—	—	—	(524)
Change in fair value arising on revaluation of available-for-sale investments	重估可供出售投資產生之公允值變動	—	—	—	(145,058)	—	(145,058)
Impairment loss on available-for-sale investments recycled to profit and loss	年內回撥損益之可供出售投資減值虧損	—	—	—	133,646	—	133,646
Other comprehensive income for the year	年內其他全面溢利	—	7,186	—	(11,412)	—	(4,226)
Loss for the year	年內虧損	—	—	—	—	(148,357)	(148,357)
Total comprehensive income for the year	年內全面溢利總額	—	7,186	—	(11,412)	(148,357)	(152,583)
Dividend	股息	—	—	—	—	(115,242)	(115,242)
At 31 December 2012	於2012年12月31日	3,151,819	75,030	13,992	—	355,635	3,596,476

NOTES TO THE CONSOLIDATED FINANCIAL STATEMENTS 綜合財務報表附註

For the year ended 31 December 2012

截至2012年12月31日止年度

39. Borrowings



NOTES TO THE CONSOLIDATED FINANCIAL STATEMENTS 綜合財務報表附註

For the year ended 31 December 2012

截至2012年12月31日止年度

39. Borrowings

Bank borrowings are secured by certain investment properties, leasehold land and buildings and land use right. Details are disclosed in note 36.

Other loan of HK\$30,000,000 (2011: nil) is borrowed from a shareholder of the Company and is secured by a deposit as disclosed in note 36.

Other loan of HK\$248,756,000 (2011: nil) is borrowed from a financial institution and is under corporate guarantee provided by a non-controlling shareholder of a subsidiary which can exercise significant influence over this subsidiary. The non-controlling shareholder of a subsidiary does not charge the Group for the corporate guarantee provided.

Bank loans of the Group and the Company of HK\$610,000,000 (2011: HK\$651,150,000) are denominated in HKD, which are not denominated in the functional currency of the Company. The bank loans carry floating rates at HIBOR plus 2.5% (2011: HIBOR plus 2.5% and prime rate minus 2.375% per annum), i.e. effective interest rate of 2.28% to 3.045% (2011: 2.31% and 2.96%) per annum respectively. Bank loans of the group entities other than the Company of HK\$15,196,000 (2011: HK\$17,716,000) are denominated in HKD, functional currency of the relevant group entities, and carry a floating rate of prime rate minus 2.7% (2011: prime rate minus 2.7%) per annum or effective interest rate of 2.3% (2011: 2.3%) per annum respectively. The remaining bank loans of the Group are denominated in RMB, functional currency of the relevant group entities and carry floating interest rate at 105% (2011: floating interest rate at 105%) of the PBOC three-year interest rate or effective interest rate ranging of 5.85% to 7.25% (2011: 6.98% to 7.25%) per annum.

Other loan of the Group and the Company of HK\$30,000,000 (2011: nil) is denominated in HKD, which is not denominated in the functional currency of the Company. This other loan is non-interest bearing and repayable in May 2013. The remaining other loan of HK\$248,756,000 (2011: nil) of the Group is denominated in RMB, functional currency of the relevant group entity, and carries floating interest rate at 110% of PBOC three-year interest rate or effective interest rate of 6.765% per annum.

39. 借貸(續)

借貸由若干投資物業，租賃土地及樓宇及土地使用權作抵押。詳情載列於附註36。

其他貸款之30,000,000港元(2011年：無)是由本公司的一名股東借出及由以一筆按金作抵押並於附註36披露。

其他借貸248,756,000港元(2011年：無)是由一間金融機構借出及由一間附屬公司之可行使重大影響非控制股東對該附屬公司作企業擔保。該附屬公司之非控制股東並沒有向本集團提供企業擔保而作出收費。

本集團及本公司的銀行貸款610,000,000港元(2011年：651,150,000港元)乃以港元為單位，而港元並非本公司之功能貨幣。銀行貸款按香港銀行同業拆息(「銀行同業拆息」)加2.5%(2011年：銀行同業拆息加2.5%及最優惠利率減年利率2.375%之浮動利率計息)，實際年利率分別為2.28%至3.045%(2011年：2.31%及2.96%)。除本公司外，集團公司之銀行貸款15,196,000港元(2011年：17,716,000港元)以相關集團公司的功能貨幣港元為單位，分別按最優惠利率減2.7%(2011年：最優惠利率減2.7%)之浮動利率或實際年利率2.3%(2011年：2.3%)計息。本集團的其餘銀行貸款以相關集團公司的功能貨幣人民幣為單位，並按人民銀行三年之浮動利率上浮5%(2011年：上浮5%)或以實際年利率區間由5.85%至7.25%(2011年：6.98%至7.25%)計息。

本集團及本公司的其他貸款30,000,000港元(2011年：無)以港元為單位，而港元並非本公司之功能貨幣。此筆其他貸款乃不計息，並須於2013年5月償還。本集團的其餘其他貸款248,756,000港元(2011年：無)以相關集團實體的功能貨幣人民幣為單位，並按人民銀行三年之浮動利率上浮10%或以實際年利率6.765%計息。

NOTES TO THE CONSOLIDATED FINANCIAL STATEMENTS 綜合財務報表附註

For the year ended 31 December 2012

截至2012年12月31日止年度

40. Deferred Taxation

The followings are the major deferred tax assets and liabilities recognised and movements thereon during the current and prior years:

The Group

		Accelerated tax depreciation	Revaluation of properties	Revaluation of available- for-sale investments	Tax losses	Total
		加速稅務折舊	物業重估	重估可供 出售投資	稅務虧損	總額
		千港元	千港元	千港元	千港元	千港元
At 1 January 2011	於2011年1月1日	(55)	(248,018)	(133,450)	1,422	(380,101)
(Charge) credit to profit or loss for the year	於本年度損益表(扣除) 計入(附註12)	—	(61,224)	—	386	(60,838)
(Charge) credit to other comprehensive income for the year	於本年度其他全面溢利 (扣除)計入	—	(4,813)	112,338	—	107,525
Deemed acquisition of a subsidiary	視同收購一間附屬公司 (附註44)	—	(1,898)	—	—	(1,898)
At 31 December 2011	於2011年12月31日	(55)	(315,953)	(21,112)	1,808	(335,312)
Charge to profit or loss for the year	於本年度損益表扣除 (附註12)	—	(10,731)	—	—	(10,731)
Credit to profit or loss for the year	於本年度損益表計入 (附註a)	—	—	30,595	—	30,595
Charge to other comprehensive income for the year	於本年度其他全面溢利 扣除	—	(6,412)	(9,483)	—	(15,895)
At 31 December 2012	於2012年12月31日	(55)	(333,096)	—	1,808	(331,343)

40. 遞延稅項

以下為於本年度及以往年度的主要已確認遞延稅項資產與負債及其於本期間及以往年度的變動：

本集團

附註：

(a) Amount represents release of deferred tax to profit or loss as deferred taxation credit upon disposal of the available-for-sale investments. The deferred taxation credit is set off against by the release of deferred taxation charge recycled from the investment revaluation reserve to profit or loss relating to the tax effect on revaluation of the relevant available-for-sale investments upon disposal.

(a) 該金額代表出售可供出售投資時將遞延稅項劃轉損益表之遞延稅項計入。此遞延稅項計入是以從投資重估儲備回撥之遞延稅項扣除有關重估相關可供出售投資於出售時之稅務影響。

NOTES TO THE CONSOLIDATED FINANCIAL STATEMENTS 綜合財務報表附註

For the year ended 31 December 2012

截至2012年12月31日止年度

40. Deferred Taxation

40. 遞延稅項(續)

The Company

本公司

		Accelerated tax depreciation 加速稅務折舊 千港元	Revaluation of properties 物業重估 千港元	Total 總額 千港元
At 1 January 2011	於2011年1月1日	(55)	(7,206)	(7,261)
Charge to other comprehensive income for the year	於本年度其他全面溢利扣除	—	(524)	(524)
At 31 December 2011	於2011年12月31日	(55)	(7,730)	(7,785)
Charge to other comprehensive income for the year	於本年度其他全面溢利扣除	—	(524)	(524)
At 31 December 2012	於2012年12月31日	(55)	(8,254)	(8,309)

At the end of the reporting period, the Group had unused tax losses of approximately HK\$362,569,000 (2011: HK\$278,201,000) available for offset against future profits. A deferred tax asset has been recognised in respect of approximately HK\$10,957,000 (2011: HK\$10,957,000) of such losses. No deferred tax asset has been recognised in respect of the remaining HK\$351,612,000 (2011: HK\$267,244,000) due to unpredictability of future profit streams and such tax losses may be carried forward indefinitely.

於本報告期末，本集團有可扣減未來溢利的未動用稅務虧損約362,569,000港元(2011年：278,201,000港元)。該等虧損中約10,957,000港元(2011年：10,957,000港元)已確認遞延稅項資產。鑒於未來收益的不可預測性及稅務虧損可無限期地承上結轉並無就其餘351,612,000港元(2011年：267,244,000港元)確認為遞延稅項資產。

At the end of the reporting period, the Company had unused tax losses of approximately HK\$135,789,000 (2011: HK\$109,820,000) available for offset against future profits. No deferred tax asset has been recognised due to the unpredictability of future profit stream.

於本報告期末，本公司有可扣減未來溢利的未動用稅務虧損約135,789,000港元(2011年：109,820,000港元)。鑒於未來收益的不可預測性，並無確認任何遞延稅項資產。

NOTES TO THE CONSOLIDATED FINANCIAL STATEMENTS 綜合財務報表附註

For the year ended 31 December 2012

截至2012年12月31日止年度

40. Deferred Taxation

The Company

Under the EIT Law, withholding tax is imposed on dividends declared to overseas investors in respect of profits earned by PRC subsidiaries from 1 January 2008 onwards. Deferred taxation has not been provided for in the consolidated financial statements in respect of temporary differences attributable to accumulated profits of the PRC subsidiaries amounting to HK\$1,258,985,000 (2011: HK\$711,017,000) as the Group is able to control the timing of the reversal of the temporary differences and it is probable that the temporary differences will not reverse in the foreseeable future.

41. Trade Payables

The Group

The following is an aged analysis of trade payables presented based on the invoice date at the end of the reporting period:

40. 遞延稅項(續)

本公司(續)

於所得稅法下，由2008年1月1日開始，中國附屬公司所得溢利而分派予海外投資者之股息需徵收預扣稅。由於本集團能夠控制撥回暫時差異的時間及於可見的將來暫時差異的時間將不會撥回，因此，於中國附屬公司的1,258,985,000港元(2011年：711,017,000港元)累計溢利之暫時差異而產生的遞延稅項並未計入綜合財務報表內。

41. 應付賬款

本集團

下述是按發票日為基準之應付賬款於本報告期末之賬齡分析：

		2012 HK\$'000 千港元	2011 / / 千港元
0 to 30 days	0至30日	29,738	37,592
31 to 90 days	31日至90日	9,296	11,951
91 to 180 days	91日至180日	5,140	5,914
181 to 360 days	181日至360日	5,664	9,876
Over 360 days	超過360日	55,873	69,143
		105,711	134,476

NOTES TO THE CONSOLIDATED FINANCIAL STATEMENTS 綜合財務報表附註

For the year ended 31 December 2012

截至2012年12月31日止年度

42. Accrued Charges, Rental Deposits and Other Payables

The Group

At 31 December 2012, the balance includes an amount of HK\$46,891,000 (2011: HK\$46,446,000) payable to an independent third party in relation to purchase of land use right in the PRC. The amount is secured by certain investment properties of HK\$58,582,000 (2011: HK\$53,714,000), bears fixed interest at 4.68% per annum for both years and is repayable on demand.

At 31 December 2012, the balance includes an aggregated amount of HK\$72,796,000 (2011: HK\$51,922,000) payable to three (2011: three) non-controlling shareholders of three subsidiaries (2011: three). These non-controlling shareholders are able to exercise significant influence over respective subsidiaries. The amounts are unsecured, non-interest bearing and are repayable on demand.

At 31 December 2012, the balance includes an amount of HK\$12,488,000 (2011: HK\$16,392,000) payable to other investors of the Second Orient Portfolio. Details are set out in note 29.

At 31 December 2012, the balance includes an aggregated amount of HK\$113,401,000 (2011: HK\$2,876,000) payable to independent third parties in relation to construction costs payable for property,

NOTES TO THE CONSOLIDATED FINANCIAL STATEMENTS 綜合財務報表附註

For the year ended 31 December 2012

截至2012年12月31日止年度

43. Amounts due to Subsidiaries

The Company

The amounts are unsecured, non-interest bearing and repayable on demand.

44. Deemed Acquisition of a Subsidiary

On 31 August 2011, both equity owners of a jointly controlled entity, TZ United East, approved certain amendments in its memorandum and articles of association. Pursuant to the amended memorandum and articles of association, the number of directors in the board of directors of TZ United East is 9 of which 5 directors are appointed by the Group and 4 directors are appointed by the other equity owner. In the opinion of the directors, the increase in voting power due to this amendment caused the Group to obtain control over TZ United East's financial and operating policies upon the amendment of the memorandum and articles of association since major financial and operating policies require simple majority of votes in the board of directors' meetings. As a result, TZ United East was deemed to be acquired by the Group and became a non-wholly owned subsidiary of the Group. At the date of the deemed disposal, the Group's previously held interest in TZ United East is remeasured at fair value and the resulting gain of HK\$35,072,000 was recognised in profit or loss during the year ended 31 December 2011.

43. 應付附屬公司款

本公司

金額為無抵押、免息及應要求隨時需予歸還。

44. 視同收購一間附屬公司

於2011年8月31日，一間共同控制公司，泰州東聯化工之雙方權益擁有人批准其公司法規及章程的若干修訂。根據該公司法規及章程的修訂，泰州東聯化工之董事會董事人數為9位，其中5位由本集團委任而4位董事由其他權益擁有人委任。董事意見認為，因主要財務及營運政策要求董事會會議之大多數投票通過，由於此修訂而增加投票權引致本集團取得泰州東聯化工之財務及營運政策之控制權。因此，泰州東聯化工被視為本集團收購並成為本集團非全資擁有附屬公司。於視同出售日，本集團原先持有之泰州東聯化工之權益以公允值重新計算並於2011年12月31日之年內確認35,072,000港元之收益於損益表中。

NOTES TO THE CONSOLIDATED FINANCIAL STATEMENTS 綜合財務報表附註

For the year ended 31 December 2012

截至2012年12月31日止年度

44. Deemed Acquisition of a Subsidiary

44. 視同收購一間附屬公司(續)

Assets acquired and liabilities recognised at the date of deemed acquisition were as follows:

於視同收購日之資產收購及負債確認載列如下:

		千港元
Net assets acquired:	收購淨資產:	
Property, plant and equipment	物業、廠房及設備	255,218
Deposits paid for land use right	土地使用權之按金	34,320
Inventories	存貨	48,600
Deposits, prepayments and other receivables	按金、預付款及其他應收款	14,187
Bank balances and cash	銀行結餘及現金	230,654
Trade payables	應付賬款	(17,878)
Accrued charges, rental deposits and other payables	應計費用, 租務按金及其他應付款	(28,832)
Amounts due to related companies	應付關連公司款	(885)
Taxation payable	應付稅項	(9,441)
Deferred tax liabilities	遞延稅項負債	(1,898)
		524,045

The fair value of deposits, prepayments and other receivables at the date of deemed acquisition amounted to HK\$14,187,000. The gross contractual amounts of those deposits, prepayments and other receivables acquired amounted to HK\$14,187,000 at the date of deemed acquisition.

於視同收購日之按金、預付款及其他應收款之公允值為14,187,000港元。於視同收購日, 該按金、預付款及其他應收款之毛合同額為14,187,000港元。

		千港元
Goodwill arising on deemed acquisition of a subsidiary:	視同收購一間附屬公司所產生之商譽:	
Acquisition-date fair value of previously held interests	於收購日以前持有之權益之公允值(附註a)	301,485
non-controlling interests (50% of TZ United East)	加: 非控制權益(泰州東聯化工之50%(附註b))	262,022
net assets acquired	減: 收購淨資產	(524,045)
Goodwill arising on deemed acquisition	視同收購所產生之商譽(附註c)	39,462
Cash inflow arising on deemed acquisition	視同收購所產生之現金流入	230,654

NOTES TO THE CONSOLIDATED FINANCIAL STATEMENTS 綜合財務報表附註

For the year ended 31 December 2012

截至2012年12月31日止年度

44. Deemed Acquisition of a Subsidiary

- ▼
- (a) Acquisition-date fair value of interest in a jointly controlled entity previously held has been remeasured to its fair value. Fair value of the jointly controlled entity is determined by business valuation based on the application of discounted cash flow method. That calculation uses cash flow projection based on financial budgets approved by management covering a five-year period based on an estimate growth rate of 2% to 7% with a discount rate of 19.6%. Cash flows after the five-year period are extrapolated at 3% growth rate. Another key assumption for the business valuation is the budgeted revenue and gross margin, which is determined based on the United East's past performance and management's expectations for the

NOTES TO THE CONSOLIDATED FINANCIAL STATEMENTS 綜合財務報表附註

For the year ended 31 December 2012

截至2012年12月31日止年度

45. Disposal of Subsidiaries

- (a) During the year ended 31 December 2012, the Group disposed of its entire interest in Gold Sky to CGNPC International, a shareholder of the Company who can exercise significant influence over the Company, at a consideration of HK\$776,424,000. The net assets of the subsidiary disposed of was as follows:

		千港元
Interest in an associate	聯營公司權益	650,118
Gain on disposal	出售之收益	126,306
<hr/>		
Consideration	代價	776,424

The disposed subsidiary contributed loss of HK\$53,558,000 which mainly represented share of loss of an associate in the current year. The disposed subsidiary had no material impact on the Group's cash flows in the current year.

45. 出售附屬公司

- (a) 於2012年12月31日之年內，本集團以代價776,424,000港元出售其於Gold Sky之全部權益予一間可對本公司可行使重大影響力之本公司股東中廣核國際。已出售附屬公司之淨資產載列如下：

該已出售之附屬公司貢獻53,558,000港元之虧損，其主要代表本年度攤佔聯營公司虧損。該已出售之附屬公司之淨資產

NOTES TO THE CONSOLIDATED FINANCIAL STATEMENTS 綜合財務報表附註

For the year ended 31 December 2012

截至2012年12月31日止年度

45. Disposal of Subsidiaries

(b) During the year ended 31 December 2011, the Group disposed of two subsidiaries to independent third parties at a net aggregated consideration of HK\$96,910,000. The net assets of the subsidiaries disposed of were as follows:

		千港元
Interest in an associate	聯營公司權益	31,896
Amount due from the Company	應收本公司款	136,284
Bank balances and cash	銀行結餘及現金	21
Taxation payable	應付稅項	(136,198)
Net assets	淨資產	32,003
Gain on disposal	出售之收益	64,907
Cash consideration received	收到之現金代價	96,910
Net cash inflow arising on disposal:	出售產生之淨現金流入：	
Cash consideration received (net)	收到之現金代價淨額	96,910
Bank balances and cash disposed of	出售之銀行結餘及現金	(21)
		96,889

The disposed subsidiaries had no material impact on the Group's results and cash flows in the prior year.

45. 出售附屬公司(續)

(b) 於2011年12月31日之年內，本集團以總代價淨額96,910,000港元出售兩間附屬公司予獨立第三方。出售附屬公司之淨資產載列如下：

出售之附屬公司對於本集團於之前年度之業績及現金流並沒有重大影響。

NOTES TO THE CONSOLIDATED FINANCIAL STATEMENTS 綜合財務報表附註

For the year ended 31 December 2012

截至2012年12月31日止年度

46. Operating Lease Arrangements

The Group

The Group as lessor

Property rental income earned by the Group during the year was approximately HK\$36,352,000 (2011: HK\$45,518,000). The properties held have committed tenants for lease terms ranged from 1 year to 8 years.

At the end of the reporting period, the Group had contracted with tenants for the following future minimum lease payments:

		The Group 本集團	
		2012 HK\$'000 千港元	2011 千港元
Within one year	一年內屆滿	39,704	18,344
In the second to fifth year inclusive	第二至第五年 (包括首尾兩年在內)	45,303	27,891
After five years	五年以後	9,597	11,669
		94,604	57,904

The Company

The Company had no operating lease commitment at the end of the reporting periods.

46. 營運租約安排

本集團

本集團以出租人身分

本集團於年內賺取的物業租金收入約為36,352,000港元(2011年:45,518,000港元)。持有的物業有已簽約的租客,租期範圍由1年至8年不等。

於本報告期末,本集團與租客訂立合同收取下述未來最低租金:

本公司

本公司於兩個報告期末並沒有營運租約安排。

NOTES TO THE CONSOLIDATED FINANCIAL STATEMENTS 綜合財務報表附註

For the year ended 31 December 2012

截至2012年12月31日止年度

47. Capital Commitments

47. 資本承擔

		The Group 本集團	
		2012 HK\$'000 千港元	2011 / / 千港元
Capital contribution in respect of the acquisition of property, plant and equipment contracted for but not provided in the consolidated financial statements	關於購入物業、廠房及設備已落實但並未於綜合財務報表中反映之資本承擔	503,997	118,383

The Company

本公司

The Company had no capital commitment at the end of the reporting periods.

本公司於兩個報告期末並沒有資本承擔。

48. Retirement Benefits Plans

48. 退休福利計劃

The Group operates a Mandatory Provident Fund Scheme (the "Scheme") for all qualifying employees in Hong Kong. The assets of the Scheme are held separately from those of the Group and are held in funds under the control of trustees. Contributions are made based on a percentage of the employees basic salary with a cap of HK\$1,250 per month starting from 1 June 2012 (prior to 1 June 2012: HK\$1,000 per month).

本集團為所有於香港僱用的合資格員工推行一項強制性公積金計劃(「計劃」)。該計劃項下之資產與本集團資產已分割，並且是由信託人控制的基金持有。供款是按僱員基本薪酬的比例計算，由2012年6月1日起上限為每月1,250港元(2012至6月1日之前：每月1,000港元)。

The employees of the subsidiaries in the PRC are members of retirement benefits schemes operated by the PRC government. The relevant PRC subsidiaries are required to make contributions to the state retirement scheme in the PRC based on 20% of the monthly salaries of their current employees to fund the benefits. The employees are entitled to retirement pension calculated with reference to their basic salaries on retirement and their length of service in accordance with the relevant government regulations. The PRC government is responsible for the pension liability to the retired staff.

中國的附屬公司之僱員乃由中國政府運作的退休福利計劃之成員。有關的中國附屬公司需要就國家管理的退休計劃為其在職僱員按每月工資的20%作出供款，以資助該等福利。僱員有權享受退休長俸，數額乃根據相關的政府規定，經參照他們退休當時的基本工資及服務年資計算所得。中國政府需負上支付退休僱員之長俸福利責任。

NOTES TO THE CONSOLIDATED FINANCIAL STATEMENTS 綜合財務報表附註

For the year ended 31 December 2012

截至2012年12月31日止年度

48. Retirement Benefits Plans

The total cost charged to profit or loss of approximately HK\$12,082,000 (2011: HK\$9,109,000) represents contributions to these schemes by the Group in respect of the current accounting period. As at 31 December 2012 and 2011, no contributions due in respect of the reporting period had not been paid over to the scheme.

49. Share Options

On 27 May 2002, the shareholders of the Company approved the adoption of a share option scheme (the "Share Option Scheme") with effect from 27 May 2002. During the year ended 31 December 2012, the Share Option Scheme was expired. The Share Option Scheme was adopted for the primary purpose of giving incentives to the directors and eligible employees of the Group.

According to the Share Option Scheme, the board of directors of the Company are authorised, at any time within ten years after the adoption date, to grant share options to any directors or employees of the Company or any of its subsidiaries to subscribe for shares in the Company at a price not less than the closing price of the Company's shares on the date of grant, or the average closing price of the Company's shares on the five trading days immediately preceding the offer date of the share options or the nominal value of the Company's shares, whichever is higher. The maximum number of shares in respect of which share options may be granted under the Share Option Scheme cannot exceed 30 per cent of the aggregate nominal amount of the issued share capital of the Company from time to time.

No option was granted and exercised during both years and no share option was outstanding as at 31 December 2012 and 2011.

48. 退休福利計劃(續)

於本期計入損益表之成本總額約為12,082,000港元(2011年:9,109,000港元),代表本集團就該等計劃項下的供款。於2012年及2011年12月31日,就相關報告期間,並無該等計劃項下到期之供款未予支付。

49. 購股權

於2002年5月27日,本公司股東批准自2002年5月27日起採納之購股權計劃「購股權計劃」。於2012年12月31日年內,該購股權計劃已經終止。採納購股權計劃之主要目的為獎勵本集團董事及合資格僱員。

根據購股權計劃,本公司董事會獲授權於採納日期後十年內的任何時間,授予本公司或其任何附屬公司董事或僱員購股權以認購本公司股份,價格不得少於授出日期本公司股份之收市價,或緊接購股權授出日期前五個交易日本公司股份平均收市價或本公司股份之面值(以較高者為準)。有關根據購股權計劃授出之購股權可認購之最多股份數目,乃以不超過本公司不時已發行股本總面值之30%為限。

兩個年度均無授出及行使任何購股權,同時於2012年及2011年12月31日均無任何未予行使的購股權。

NOTES TO THE CONSOLIDATED FINANCIAL STATEMENTS 綜合財務報表附註

For the year ended 31 December 2012

截至2012年12月31日止年度

50. Related Party Transactions

The Group

During the year, the Group entered into the following transactions with related parties:

		2012 HK\$'000 千港元	2011 / / 千港元
Interest income from associates	聯營公司的利息收入	20,472	2,308
Interest income on loan to non-controlling shareholders of subsidiaries, which can exercise significant influence over respective subsidiaries	對相關附屬公司可行使重大影響之附屬公司非控制股東之借款利息收入(附註27b)	10,422	4,240
Property management fee income from an associate	一間聯營公司的物業管理費收入	85	67
Rental income from associates	聯營公司的租金收入	7,982	23,308
Rental income from a jointly controlled entity	一間共同控制公司的租金收入	315	3,400

Details of balances with related companies and other transactions with related parties are set out in the consolidated statement of financial position and notes 23, 24, 27, 28, 29, 33, 39 and 42.

The Company

Details of balances with subsidiaries and related companies are set out in the statement of financial position and in notes 20, 23, 28, 33, 39 and 43.

Except for the directors' and chief executive's remuneration and the remuneration of the five highest paid individuals of the Group as disclosed in notes 10 and 11 respectively during the year, there is no other remuneration of key management.

The remuneration of directors and the chief executive is determined by the remuneration committee having regard to the performance of individuals and market trends.

50. 關聯方交易

本集團

年內，本集團與關聯方進行下述交易：

		2012 HK\$'000 千港元	2011 / / 千港元
Interest income from associates	聯營公司的利息收入	20,472	2,308
Interest income on loan to non-controlling shareholders of subsidiaries, which can exercise significant influence over respective subsidiaries	對相關附屬公司可行使重大影響之附屬公司非控制股東之借款利息收入(附註27b)	10,422	4,240
Property management fee income from an associate	一間聯營公司的物業管理費收入	85	67
Rental income from associates	聯營公司的租金收入	7,982	23,308
Rental income from a jointly controlled entity	一間共同控制公司的租金收入	315	3,400

與關聯公司結餘及與關聯方之其他交易詳情載列於綜合財務狀況表及附註23、24、27、28、29、33、39及42。

本公司

與附屬公司及關聯公司結餘詳情載列於財務狀況表及附註20、23、28、33、39及43。

除附註10及11分別披露年內支付予董事及行政總裁的薪酬及本集團五名最高薪人士的薪酬外，並無其他主要管理人員的薪酬。

董事及行政總裁之薪酬乃由薪酬委員會經考慮個人表現及市場趨勢而釐定。

NOTES TO THE CONSOLIDATED FINANCIAL STATEMENTS 綜合財務報表附註

For the year ended 31 December 2012

截至2012年12月31日止年度

51. Major Non-cash Transactions

During the year ended 31 December 2012, amounts of approximately HK\$113,401,000 (2011: HK\$2,876,000) in relation to the addition of property, plant and equipment were not settled as at 31 December 2012 and were included in accrued charges, rental deposits and other payables. Details are set out in note 42. Besides, the Group utilised approximately HK\$35,727,000 of deposits paid for land use right in settling the purchase of land use right during the year ended 31 December 2012.

During the year ended 31 December 2012, the Group disposed of an available-for-sale investments and the consideration of HK\$84,944,000 was not settled as at 31 December 2012 and was included in other receivables. Besides, the Group recognised other interest income of HK\$6,156,000 in respect to consideration receivable from disposal of available-for-sale investment, which was not settled as at 31 December 2012 and was included in other receivables as at 31 December 2012.

During the year ended 31 December 2012, the Group disposed of certain held-for-trading investments which were held on behalf of by a shareholder. The proceed of HK\$17,343,000 (2011: nil) was not yet settled and included in amount due from a shareholder as at 31 December 2012. The shareholder has significant influence over the Company.

During the year ended 31 December 2011, loan receivable with embedded derivative of HK\$196,850,000 was converted into shares and classified as held-for-trading investments upon the exercise of the conversion right.

51. 主要非現金交易

於2012年12月31日之年內，有關添置物業、廠房及設備金額約113,401,000港元(2011年：2,876,000港元)於2012年12月31日尚未清償，並計入應計費用、租務按金及其他應付款。詳情載於附註42。此外，於2012年12月31日之年內，本集團動用就土地使用權支付的按金約35,727,000港元，用作償還購買土地使用權。

於2012年12月31日之年內，本集團出售一項可供出售投資，代價84,944,000港元於2012年12月31日尚未償還，並計入其他應收款。此外，本集團就出售可供出售投資應收代價確認其他利息收入6,156,000港元，其於2012年12月31日尚未償還，並於2012年12月31日計入其他應收款。

於2012年12月31日之年內，本集團出售若干持作買賣投資，該等投資代表一名股東持有。所得款項17,343,000港元(2011年：無)尚未清償，並計入於2012年12月31日之應收股東款項。該股東對本公司具有重大影響力。

於2011年12月31日之年內，附有嵌入式衍生工具之應收貸款196,850,000港元獲轉換為股份，並於轉換權獲行使後分類為持作買賣投資。

NOTES TO THE CONSOLIDATED FINANCIAL STATEMENTS 綜合財務報表附註

For the year ended 31 December 2012

截至2012年12月31日止年度

52. Particulars of Subsidiaries, Associates and Jointly Controlled Entity

- (a) Particulars of the Company's subsidiaries at 31 December 2012 and 2011 are as follows:

Name of company 公司名稱	Country/place of incorporation/ establishment 註冊 / 成立 國家 / 所在地	Nominal value of issued ordinary share capital/ registered capital 已發行普通股股本 / 註冊資本面值	Proportion of nominal value of issued ordinary share capital/
-------------------------	--	---	--



NOTES TO THE CONSOLIDATED FINANCIAL STATEMENTS 綜合財務報表附註

For the year ended 31 December 2012

截至2012年12月31日止年度

52. Particulars of Subsidiaries, Associates and Jointly Controlled Entity

(a) Particulars of the Company's subsidiaries at 31 December 2012 and 2011 are as follows:

Name of company 公司名稱	Country/place of incorporation/ establishment 註冊 / 成立 國家 / 所在地	Nominal value of issued ordinary share capital/ registered capital 已發行普通股股本 / 註冊資本面值	Proportion of nominal value of issued ordinary share capital/ registered capital held by the Company 本公司所持有已發行普通股股本 / 註冊資本面值比例				Principal activities 主要業務
			2012		2011		
			Directly 直接	Indirectly 間接	Directly 直接	Indirectly 間接	
Ju Fu San Yan Jing Investment Company Limited 巨福三眼井投資有限公司	Hong Kong 香港	HK\$2 2港元	—	100%	—	100%	Investment holding 投資控股
Silver Grant International Securities Investment Limited 銀建國際證券投資有限公司	Hong Kong 香港	HK\$2 2港元	—	100%	—	100%	Securities trading 證券買賣
Silver Grant Securities Investment (BVI) Limited	British Virgin Islands 英屬處女群島	US\$1 1美元	100%	—	100%	—	Investment holding 投資控股
Straight View Investment Limited 藝景投資有限公司	Hong Kong 香港	HK\$100 100港元	100%	—	100%	—	Investment holding 投資控股
SYJ Holding Limited	British Virgin Islands 英屬處女群島	HK\$2,170 2,170港元	100%	—	100%	—	Investment holding 投資控股
Twin Sparkle Limited 康而富有限公司	Hong Kong 香港	HK\$2 2港元	100%	—	100%	—	Property holding and investment 持有物業及投資
Winner Property Limited	British Virgin Islands 英屬處女群島	US\$1 1美元	—	100%	—	100%	Investment holding 投資控股
Sun Steed International Investments Limited 日駿國際投資有限公司	British Virgin Islands 英屬處女群島	US\$100 100美元	100%	—	100%	—	Investment holding 投資控股
Silver Grant International Petrochemical Limited 銀建國際石化有限公司	Hong Kong 香港	HK\$100 100港元	—	100%	—	100%	Investment holding 投資控股

52. 附屬公司、聯營公司及共同控制公司摘要(續)

(a) 本公司的附屬公司於2012年及2011年12月31日的詳情如下：
(續)

NOTES TO THE CONSOLIDATED FINANCIAL STATEMENTS 綜合財務報表附註

For the year ended 31 December 2012

截至2012年12月31日止年度

52. Particulars of Subsidiaries, Associates and Jointly Controlled Entity

(a) Particulars of the Company's subsidiaries at 31 December 2012 and 2011 are as follows:

Name of company 公司名稱	Country/place of incorporation/ establishment 註冊/成立 國家/所在地	Nominal value of issued ordinary share capital/ registered capital 已發行普通股股本/ 註冊資本面值	Proportion of nominal value of issued ordinary share capital/ registered capital held by the Company 本公司所持有已發行普通股股本/ 註冊資本面值比例				Principal activities 主要業務
			2012		2011		
			Directly 直接	Indirectly 間接	Directly 直接	Indirectly 間接	
Tai Zhou Dong Thai Petrochemical Company Limited ("TZ Dong Thai")^ 泰州東泰石化有限公司 (「泰州東泰」)	PRC 中國(附註 iii)	RMB230,000,000 人民幣230,000,000元	—	69.78%	—	69.78%	Investment holding 投資控股
TZ United East 泰州東聯化工^#	PRC 中國(附註 iv)	RMB308,100,000 人民幣308,100,000元	—	50%	—	50%	Production and trading of petrochemical products 生產及銷售石油化工產品
Xin Jiang Zhong Qing Luan Chuang Technology Company Limited ("Zhong Qing")^ 新疆中青聯創科技有限公司(「中青」)	PRC 中國(附註 iv)	RMB5,000,000 人民幣5,000,000元	—	60%	—	60%	Investment holding 投資控股
Fast Winner Investments Limited	British Virgin Islands 英屬處女群島	US\$1,000 1,000美元	100%	—	100%	—	Inactive 暫無業務
Aesco Limited	Hong Kong 香港	HK\$200,000 200,000港元	100%	—	100%	—	Investment holding 投資控股
Beijing Runda International Investment Management Limited ("Beijing Runda")^ 北京潤達國際投資管理有限公司 (「北京潤達」)	PRC 中國(附註 iii)	RMB100,000,000 人民幣100,000,000元	—	100%	—	100%	Investment holding 投資控股

52. 附屬公司、聯營公司及共同控制公司摘要(續)

(a) 本公司的附屬公司於2012年及2011年12月31日的詳情如下：
(續)

NOTES TO THE CONSOLIDATED FINANCIAL STATEMENTS 綜合財務報表附註

For the year ended 31 December 2012

截至2012年12月31日止年度

52. Particulars of Subsidiaries, Associates and Jointly Controlled Entity

(a) Particulars of the Company's subsidiaries at 31 December 2012 and 2011 are as follows:

Name of company 公司名稱	Country/place of incorporation/ establishment 註冊 / 成立 國家 / 所在地	Nominal value of issued ordinary share capital/ registered capital 已發行普通股股本 / 註冊資本面值	Proportion of nominal value of issued ordinary share capital/ registered capital held by the Company 本公司所持有已發行普通股股本 / 註冊資本面值比例				Principal activities 主要業務
			2012		2011		
			Directly 直接	Indirectly 間接	Directly 直接	Indirectly 間接	
Gold Sky Capital Limited (附註 v)	British Virgin Islands 英屬處女群島	US\$100 100 美元	—	—	100%	—	Investment holding 投資控股
Long Bright Capital Limited 長暉資本有限公司	British Virgin Islands 英屬處女群島	US\$100 100 美元	70%	—	70%	—	Investment holding 投資控股
Konson Investment Limited 港丰投資有限公司	Hong Kong 香港	HK\$100 100 港元	—	70%	—	70%	Investment holding 投資控股
Fast Growing International Limited	British Virgin Islands 英屬處女群島	US\$1 1 美元	100%	—	100%	—	Investment holding 投資控股
Champion Glory Holdings Ltd	British Virgin Islands 英屬處女群島	US\$1 1 美元	100%	—	100%	—	Investment holding 投資控股

^
#

52. 附屬公司、聯營公司及共同控制公司摘要(續)

(a) 本公司的附屬公司於2012年及2011年12月31日的詳情如下：
(續)

^ 英文名稱只供參考。
該附屬公司的九位董事的其中五位董事由本集團委任。本集團於股東大會上控制55.6%投票權。

NOTES TO THE CONSOLIDATED FINANCIAL STATEMENTS 綜合財務報表附註

For the year ended 31 December 2012

截至2012年12月31日止年度

52. Particulars of Subsidiaries, Associates and Jointly Controlled Entity

(b) Particulars of the Group's associates at 31 December 2012 and 2011 are as follows:

Name of company 公司名稱	Form of business structure 業務型態	Place/ country of incorporation/ establishment 註冊/成立 國家地點/ 所在地	Principal place of business 主要營業地點	Class of shares held 所持股份類別	Proportion of nominal value of issued ordinary share capital/ registered capital held by 所持有已發行普通股股本/註冊資本面值比例				Principal activities 主要業務
					2012		2011		
					The Group 本集團	The Company 本公司	The Group 本集團	The Company 本公司	
Cinda Jianrun Property Company Limited ^a 信達建潤地產 有限公司	Domestic enterprise 內資企業	PRC 中國	PRC 中國	Registered capital 註冊資本	30%	—	30%	—	Property development and operation, property management and construction 物業發展及營運、物業管理及 建造
Zhong Hai You Qi (Tai Zhou) Petrochemical Company Limited ^a 中海油氣(泰州)石化 有限公司	Domestic enterprise 內資企業	PRC 中國	PRC 中國	Registered capital 註冊資本	23.03%	—	23.03%	—	Production and trading of petroleum and petrochemical products 生產及銷售石油及 石油化工產品
Yang Quan Coal Industry (Group) Tiantai Investment Co., Limited 陽泉煤業集團天泰 投資有限責任公司	Domestic enterprise 內資企業	PRC 中國	PRC 中國	Registered capital 註冊資本	49%	—	49%	—	Not yet commence business 尚未投入業務
CGNPC Huamei ^d 中廣核華美	Incorporated 公司	Hong Kong 香港	PRC 中國	Ordinary shares 普通股	—	—	29.41%	—	Power producer in Asia 亞洲能源生產商

52. 附屬公司、聯營公司及共同控制公司摘要(續)

(b) 本集團之聯營公司於2012年及2011年12月31日的詳情如下：

NOTES TO THE CONSOLIDATED FINANCIAL STATEMENTS 綜合財務報表附註

For the year ended 31 December 2012

截至2012年12月31日止年度

52. Particulars of Subsidiaries, Associates and Jointly Controlled Entity

(b) Particulars of the Group's associates at 31 December 2012 and 2011 are as follows:

Name of company 公司名稱	Form of business structure 業務型態	Place/ country of incorporation/ establishment 註冊/成立 國家地點/ 所在地	Principal place of business 主要營業地點	Class of shares held 所持股份類別	Proportion of nominal value of issued ordinary share capital/ registered capital held by 所持有已發行普通股股本/註冊資本面值比例				Principal activities 主要業務
					2012		2011		
					The Group 本集團	The Company 本公司	The Group 本集團	The Company 本公司	
Beijing East Bay Investment Consultancy Company Limited [^] 北京東灣投資顧問有限公司	Domestic enterprise 內資企業	PRC 中國	PRC 中國	Registered capital 註冊資本	50%	—	50%	—	Consultancy service 顧問服務

[^] Beijing East Bay Investment Consultancy Company Limited is a wholly owned subsidiary of the Group.

[^] 英文名稱僅供參考。

[#] 中廣核華美是由Gold Sky擁有，並於2012年12月31日之年內被本集團出售。

52. 附屬公司、聯營公司及共同控制公司摘要(續)

(b) 本集團之聯營公司於2012年及2011年12月31日的詳情如下：

NOTES TO THE CONSOLIDATED FINANCIAL STATEMENTS 綜合財務報表附註

For the year ended 31 December 2012

截至2012年12月31日止年度

52. Particulars of Subsidiaries, Associates and Jointly Controlled Entity

52. 附屬公司、聯營公司及共同控制公司摘要(續)

(c) Particulars of the Group's jointly controlled entity at 31 December 2012 and 2011 are as follows:

(c) 本集團及本公司共同控制公司於2012年及2011年12月31日的詳情如下：

Name of entity 公司名稱	Form of business structure 業務型態	Place of establishment 註冊成立地點	Principal place of business 主要營業地點	Class of shares held 所持股份類別	Proportion of nominal value of registered capital held by 所持有已發行註冊資本比例				Principal activities 主要業務
					2012		2011		
					The Group 本集團	The Company 本公司	The Group 本集團	The Company 本公司	
Kema Yinxiang Industries Limited [^] 科馬印象實業有限公司	Domestic enterprise 內資企業	PRC 中國	PRC 中國	Registered capital 註冊資本	50%	—	50%	—	Design and trading of washroom facilities 設計及銷售浴室用品

[^] 英文名稱僅供參考。

[^] 英文名稱僅供參考。

The above table lists the subsidiaries, associates and jointly controlled entity of the Group which, in the opinion of the directors, principally affected the results or assets of the Group. To give details of other subsidiaries, associates and jointly controlled entity would, in the opinion of the directors, result in particular excessive length.

上表所列乃董事意見認為主要影響本集團業績或資產之本集團之附屬公司、聯營公司及共同控制公司。提供其他附屬公司、聯營公司及共同控制公司之詳情，董事意見認為會過於冗長。

NOTES TO THE CONSOLIDATED FINANCIAL STATEMENTS 綜合財務報表附註

For the year ended 31 December 2012

截至2012年12月31日止年度

53. Particulars of the Special Purpose Vehicle

Particulars of the special purpose vehicle which hold the Group's investment in distressed assets at 31 December 2012 and 2011 is as follows:

53. 特殊目的載體摘要

持有本集團投資不良資產的特殊目的載體於2012年及2011年12月31日的詳情如下：

Name of entity 公司名稱	Form of business structure 業務型態	Place of establishment 註冊成立地點	Principal place of business 主要營業地點	Class of shares held 所持股份類別	Proportion of registered capital held by 2012 and 2011 所持有註冊資本比例		Principal activities 主要業務
					The Group 本集團	The Company 本公司	
Dongxin Union 東信聯合	Sino-foreign equity joint venture 中外合資合營企業	PRC 中國	PRC 中國	Registered capital 註冊資本	46.17%	—	In progress of liquidation 清盤進行中

FINANCIAL SUMMARY 財務概要表

For the year ended 31 December 2012

截至2012年12月31日止年度

		Year ended 31 December 截至12月31日止年度				2012 HK\$ Million 百萬港元
		2008	2009	2010	2011	
		小. 百萬元	小. 百萬元	小. 百萬元	小. 百萬元	
Results	業績					
Revenue	收入	288.3	329.3	290.6	462.6	550.0
Profit for the year attributable to owners of the Company	本公司擁有人 應佔年內溢利	87.1	406.3	530.8	375.6	103.8

		At 31 December 於12月31日				2012 HK\$ Million 百萬港元
		2008	2009	2010	2011	
		小. 百萬元	小. 百萬元	小. 百萬元	小. 百萬元	
Assets and liabilities	資產及負債					
Investment properties and property, plant and equipment	投資物業及物業、 廠房及設備	2,650.7	2,511.7	2,801.8	3,510.6	4,205.0
Land use right	土地使用權	26.9	26.8	—	70.3	221.2
Goodwill	商譽	11.4	7.0	7.0	46.5	46.5
Structured finance securities	結構性金融證券	12.2	9.0	5.1	6.2	6.5
Interest in jointly controlled entities	共同控制公司權益	66.7	198.4	266.3	83.1	89.4
Interests in associates	聯營公司權益	784.0	133.0	1,492.3	2,197.9	1,457.4
Available-for-sale investments	可供出售投資	314.0	435.5	1,038.6	727.8	699.6
Deposit paid for land use rights	土地使用權之按金	—	—	—	35.7	—
Loan receivables with embedded derivative	附有嵌入式衍生工具之 應收貸款	—	—	—	—	736.2
Loan receivables — non-current	應收貸款 — 非流動	—	339.7	295.9	—	622.5
Other receivables — non-current	其他應收款 — 非流動	—	142.1	—	—	—
Net current assets	淨流動資產	1,316.4	1,826.1	1,871.0	1,998.9	885.0
		5,182.3	5,629.3	7,778.0	8,677.0	8,969.3
Share capital	股本	364.1	364.1	437.0	461.0	461.0
Reserves	儲備	4,505.5	4,805.3	6,603.3	6,832.0	6,794.2
Equity attributable to owners of the Company	本公司擁有人 應佔股本	4,869.6	5,169.4	7,040.3	7,293.0	7,255.2
Non-controlling interests	非控制權益	202.5	93.2	268.2	503.9	409.8
Non-current liabilities	非流動負債	110.2	366.7	469.5	880.1	1,304.3
		5,182.3	5,629.3	7,778.0	8,677.0	8,969.3

SUMMARY OF INVESTMENT PROPERTIES 投資物業概要

For the year ended 31 December 2012

截至2012年12月31日止年度

The following is a list of the Group's investment properties at 31 December 2012:

下列為本集團於2012年12月31日的投資物業清單：

Investment properties in the PRC

位於中國之投資物業

Location 地點	Lease term 租約期限	Purpose 用途	Gross area 建築面積 平方呎
1. Basement 1, Basement 2, Level 0 and Level 1 to 3 of East Gate Plaza, 19 Dongzhong Street, Dongcheng District, Beijing, The PRC 中國北京市東城區東中街19號東環廣場地庫1層、地庫2層、夾層及1層至3層	Medium term lease 中期	Commercial 商業	700,427
2. Level 4 to 31 of South Apartment Tower, (excluding 601, 603, 606, 607, 701, 706, 707, 806, 807, 907, 1003, 1006, 1107, 1203, 1301, 1303, 1306, 1307, 1407, 1503, 1507, 1607, 1608, 1706, 1707, 1803, 1806, 1908, 2001, 2003, 2006, 2007, 2008, 2101, 2108, 2201, 2203, 2207, 2308, 2506, 2508, 2705, 2801 and 2802) East Gate Plaza, 39 Dongzhong Street, Dongcheng District, Beijing, The PRC 中國北京市東城區東中街39號東環廣場南座公寓樓第4至31層(除601, 603, 606, 607, 701, 706, 707, 806, 807, 907, 1003, 1006, 1107, 1203, 1301, 1303, 1306, 1307, 1407, 1503, 1507, 1607, 1608, 1706, 1707, 1803, 1806, 1908, 2001, 2003, 2006, 2007, 2008, 2101, 2108, 2201, 2203, 2207, 2308, 2506, 2508, 2705, 2801及2802)	Long lease 長期	Residential 住宅	244,745
3. Level 4 to 31, North Apartment Tower, East Gate Plaza, 19 Dongzhong Street, Dongcheng District, Beijing, The PRC 中國北京市東城區東中街19號東環廣場北座公寓樓第4至31層	Long lease 長期	Residential 住宅	339,993
4. Portion of Level 2-5, 6 and 8 of Hua Po Lou, No. 28 Dong Zhong Jie Jia, Dongcheng District, Beijing, The PRC. 中國北京市東城區東中街甲28號華波樓第2至5、6及8層部分	Medium term lease 中期(附註)	Commercial 商業	10,540

↓ The legal title of the properties have not been passed to the Group at 31 December, 2012.

附註：此等物業之產權於2012年12月31日尚未過戶予本集團。

